



A1 Single



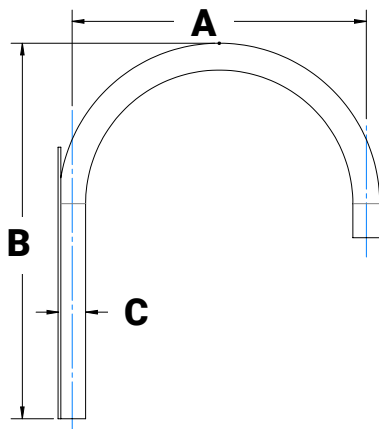
A1 Double 180



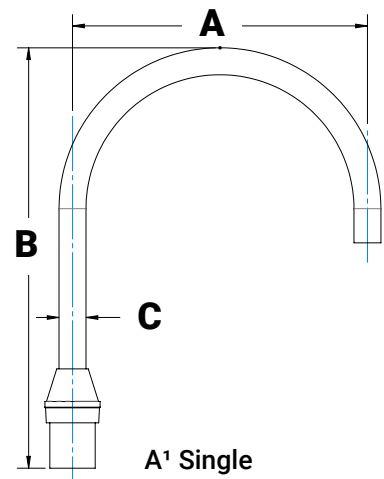
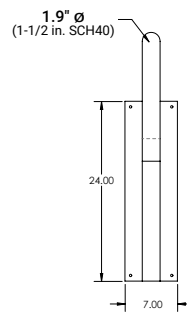
A1 Wall Mount

Architectural Arm 1 is constructed of extruded aluminum tubing. Integrates with poles or tenons of 3-1/2", 4", 4-1/2", or 5" OD and is secured with 3/8" stainless steel Allen set screws.

Contact NLS for custom configuration or others mounting options. Arms are designed, tooled, fabricated and assembled in the USA.



A1 Wall Mount



A1 Single

MODEL	A	B	C	EPA SGL	EPA DBL	EPA WM
A1-S	17 in.	20 in.	1 7/8" Ø (1-1/2 in. SCH40)	1.2	1.9	1.0
A1-L	26 in.	38 in.	1 7/8" Ø (1-1/2 in. SCH40)	1.5	2.7	1.0
A1-XL	26 in.	38 in.	2 3/8" Ø (2 in. SCH40)	1.8	3.0	1.2

MODEL	ALUMINUM
A1-S	6.12 lbs
A1-L	
A1-XL	



Project Name:

Type:

## ARCHITECTURAL ARM 1 ORDERING GUIDE

Cat#	Mounting	Pole Diameter	Color
Architectural Arm 1 Small <b>(A1-S)</b>	Single <b>(SGL)</b>	3" Round OD <b>(3R)</b>	Bronze Textured <b>(BRZ)</b>
Architectural Arm 1 Large <b>(A1-L)</b>	Double 180° <b>(D180)</b>	4" Round OD <b>(4R)</b>	White Textured <b>(WHT)</b>
Architectural Arm 1 X-Large <b>(A1-XL)</b>	Wall Mount <b>(WM)</b>	4-1/2" Round OD <b>(412R)</b>	Smooth White Gloss <b>(SWT)</b>
		5" Round OD <b>(5R)</b>	Silver Metallic <b>(SVR)</b>
			Black Textured <b>(BLK)</b>
			Smooth Black Gloss <b>(SBK)</b>
			Graphite Textured <b>(GPH)</b>
			Grey Textured <b>(GRY)</b>
			Green Textured <b>(GRN)</b>
			Hunter Green Textured <b>(HGN)</b>
			Custom <b>(CS)</b>

NOTES:



701 Kingshill Place, Carson, CA 90746  
Call Us Today (310) 341-2037

[nlsighting.com](http://nlsighting.com)