

4" 0-10V Square LED Reflector Inserts with 5-CCT and 3-Lumen Switch

This unique Ply System 0-10V dimmable Square LED Insert gives you the options you are looking for in one fixture. Engineered with energy-efficient LED technology and with a 120/277V, Triac/ELV/0-10V dimmable drivers. Switch to desired Color Temperature (2700K, 3000K, 3500K, 4000K or 5000K) and Lumen Output (1000 lm, 1400 lm, 1800 lm) by using manual switch located on module. Designed to be used for New Construction, Remodel with ELCO Ply™ System Housings or as a retrofit with existing housings.



Features

- Manual switch to choose desired Color Temperature and Lumen Output
- 0-10V/Triac/ELV, 120/277V dimmable driver
- Lumens (Wattage): 1000 lm (10W), 1400 lm (14W), 1800 lm (18W)
- Soft white lens provides smooth lumen distribution and eliminates LED pixelation
- Deep set LED trim reduces glare while providing even illumination
- 90+ CRI for extremely accurate color rendering
- CA Title 24 JA8-2022-E Compliant
- Life span of 50,000 hours L70

Specifications

Wattage	10, 14, 18W
Lumens	1000, 1400, 1800 lm
Voltage	120/277V
Color Temp.	2700K, 3000K, 3500K, 4000K, 5000K
Dimmable	Triac/ELV/0-10V
Lamp Type	LED
CRI	90+
Wet Location	Listed

Options



All White



All Black

Technical Details

Optics: Frosted polycarbonate lens diffuses light evenly while reducing glare with LED technology.

Construction: For use in IC and Non-IC applications. High quality powder coat prevents rust and cracking.

Installation: For use with ELCO 4" Ply™ Housings EL49FICDXA, EL49FICDXA-B, EL490ICDXA, EL490ICDXA-B, EL490ICDXA-EM5, EL490RICDXA.

Electrical: 120/277V Input. Power factor > 0.9 Start time of less than .75 seconds.

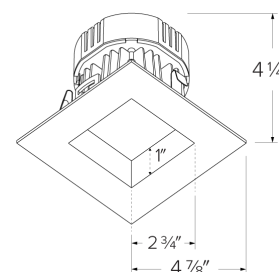
LED Technology: Extremely accurate color rendering with 90+ CRI. Lumen Maintenance of 50,000 hours L70 Life based on LM80 standardized test results. Superior Thermal Management by utilizing heat sink. Instant On to Full Brightness. No LED pixelation.

Dimmability: Works with Triac/ELV/0-10V dimmers. Dims down to 10%. For full list of dimmers refer to the Dimmer Compatibility List. Dims with no hot spots or flickering.

Listings: ETL Listed for Wet Location. RoHS Compliant. CA Title 24 JA8-2022-E Compliant.

Warranty: ELCO Products are built to last with a 5-year Limited Warranty.

Dimensions



Product Numbers

Item	Lamp type	Lumens	CCT	Watts	Voltage	Dimming	Finish
EL487CT5W	LED	1000, 1400, 1800 lm	2700K, 3000K, 3500K, 4000K, 5000K	10, 14, 18	120/277V	Triac/ELV/0-10V	All White
EL487CT5BB	LED	1000, 1400, 1800 lm	2700K, 3000K, 3500K, 4000K, 5000K	10, 14, 18	120/277V	Triac/ELV/0-10V	All Black

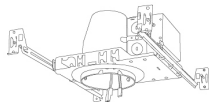
4in-Housings-Ply-CCT-Inserts_0.jpg

Compatible Products

For use with **4" 0-10V LED Inserts with 5-CCT and 3-Lumen Switch**



4" 0-10V Dedicated LED Housings



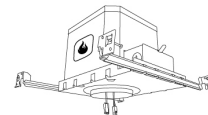
4" 0-10V Dedicated LED Housing
New Construction

CAT NO.	SPECIFICATIONS
EL490ICDXA	14W, 120/277V
EL490ICDXA-B	Butterfly Bracket
EL490ICDXA-EM5	Emergency Back-Up



4" 0-10V Dedicated LED Housing
Remodel

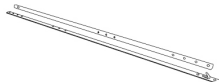
CAT NO.	SPECIFICATIONS
EL490RICDXA	14W, 120/277V



2-Hour Fire Rated
4" 0-10V Dedicated LED Housing
New Construction

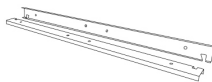
CAT NO.	SPECIFICATIONS
EL49FICDXA	7 3/4" Height - 14W, 120/277V
EL49FICDXA-B	Butterfly Bracket

4" Accessories



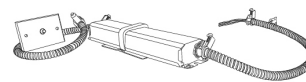
**Hanger Bars
for Butterfly Bracket**

CAT NO.	SPECIFICATIONS
FB27	Set of two 27" flat hanger bars for wood construction



**Hanger Bars
for Butterfly Bracket**

CAT NO.	SPECIFICATIONS
CH26	Set of two 26" C-Channel hanger bars for T-Bar ceiling



Emergency Battery Backup

CAT NO.	SPECIFICATIONS
KEM-LD5	25W, 120/277V



ELCO Lighting

Dimmer Compatibility Chart

4" Square LED Inserts

For EL434CT5 and EL487CT5

For Reference Only

Testing conducted by ELCO Lighting is not a substitute for and does not imply certification by an independent laboratory or any other standards certification. Refer to manufacturer specifications for more detailed information on product certifications and standards. Consult the dimmer manufacturer prior to installation to ensure compatibility.

Manufacturer	Product	Part Number	Dimmed Light Output Range
For Triac/ELV Dimmers (EL434CT5 & EL487CT5)			
Lutron	Maestro, 120V, 50/60Hz, 150W LED/CFL, Single Pole, 3-Way	MACL-153M	7% - 100%
	Diva® Series 150W Single Pole/3-Way Dimmer	DVCL-153P	3% - 100%
	Skylark Contour, 120V AC, 60Hz, 150W LED/CFL, Single Pole, 3-Way	CTCL-153P	5% - 100%
	Skylark, 120V AC 60Hz, 150W LED/CFL, Single Pole, 3-Way	SCL-153P	5% - 100%
	Caséta® Wireless Dimmer	PD-6WCL	7% - 100%
	Ariadni®/Toggler® Series 150W Single Pole/3-Way Dimmer	TGCL-153P	10% - 100%
Leviton	Decora SureSlide® Single Pole with Slide-to-Off	6672	15% - 100%
For 0-10V Dimmers (EL487CT5 Only)			
Lutron	Diva®, 120/277V, 0-10V, Single Pole, 3-Way	DVSTV	5% - 100%
Leviton	Decora Illumatech®, 120/277V, 0-10V, Fluorescent/LED Load Type, Single Pole, 3-Way	IP710	5% - 100%

***NOTE: Refer to dimmer manufacturer's documentation for installation instructions and circuit details**

Disclaimer: Minimum and maximum loads for LEDs and CFLs are given in number of lamps and may vary depending on the lamp being used. Testing conducted by ELCO Lighting is not a substitute for and does not imply certification by an independent laboratory or any other standards certification. Refer to manufacturer specifications for more detailed information on product certifications and standards.

Integrating our lighting with your Smart Home System is a breeze. Simply check your Smart Home system for compatible smart switches and cross reference that with our Dimming Compatibility Chart. Once the switches are integrated with your Smart Home system your lights will be ready to go.



2042 E. Vernon Ave. Vernon CA 90058 Tel 323.231.2600 Fax 323.231.3200 elcolighting.com