


Birch™ 4" Square Reflector Trim

The sleek and clean looking Birch™ System Trims will blend seamlessly into your commercial space. The trims offer a light source aperture of 2 5/8" and a deep reflector that delivers smooth and abundant light distribution with minimal glare.



Features

- Self-flanged spun aluminum reflector
- Twist-On system for easy installation to Birch™ Modules
- Spring loaded mounting clips to hold them tightly into the ceiling

Technical Details

Installation: Easy to install with Twist-On mechanism to any of our Birch System modules. Spring loaded mounting clips will hold the trim tightly into the ceiling.

Warranty: ELCO Products are built to last. 5-year Limited warranty.

Options



All White



All Haze (semi-specular)

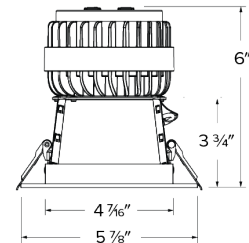


Haze/White Ring



All Black

Dimensions



Product Numbers

Item	Finish
ELB440W	All White
ELB440H	All Haze (Semi-Specular)
ELB440HW	Haze with White Ring
ELB440BB	All Black

Product Number Builder Example: **ELB440W**

Birch™ 4" Square Reflector Trim

Finish

ELB440

- W** All White
- H** All Haze (Semi-Specular)
- HW** Haze/White Ring
- BB** All Black

Compatible Products

For use with 4" Birch Square Trim

Birch™ LED Modules



Birch™ Pro LED Module with 5-CCT Switch (750 lm - 1500 lm)

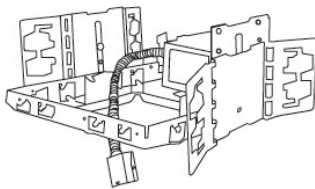
CAT NO.	COLOR TEMPERATURE	SPECIFICATIONS
ELB15RCT5ICA	5-CCT Switch 2700K, 3000K, 3500K, 4000K, 5000K	<ul style="list-style-type: none"> • IC Rated, for use in IC and Non-IC applications • 750 lm / 1000 lm / 1500 lm (10W / 12W / 20W) • Beam Angle adjustment from 25°-45° • 120/277V input with 0-10V dimming



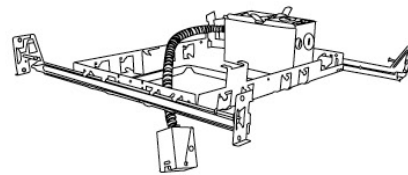
Birch™ High Lumen LED Module (1250 lm - 3000 lm)

CAT NO.	COLOR TEMPERATURE	SPECIFICATIONS
ELB30R30	3000K	<ul style="list-style-type: none"> • Non-IC, for use in Non-IC applications • 1250 lm / 2000 lm / 3000 lm (13W / 20W / 35W) • Beam Angle adjustment from 22°-50° • 120/277V input with 0-10V dimming
ELB30R35	3500K	
ELB30R40	4000K	

4" Birch™ Square Frames



4" Square Architectural Frame
New Construction



4" Square Plaster Frame
New Construction

CAT NO.	SPECIFICATIONS
ELB44SQEH	Architectural Frame
ELB44SQEH-EM5	Emergency Backup

CAT NO.	SPECIFICATIONS
ELB44SQPF	Plaster Frame
ELB44SQPF-EM5	Emergency Backup

Hanger Bars
for **Birch™**
Architectural
Frames

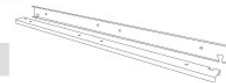
27" **Flat Hanger Bars**
for Wood Construction

CAT NO.	SPECIFICATIONS
FB27	Set of 2



26" **C-Channel Hanger Bars**
for T-Bar Ceilings

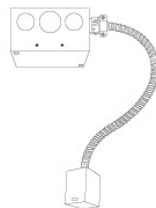
CAT NO.	SPECIFICATIONS
CH26	Set of 2



Remodel & Retrofit Birch™ Applications

Remodel/Retrofit

CAT NO.	SPECIFICATIONS
ELBRMD	Remodel
ELBRMD-EM5	Emergency Backup



Retrofit

CAT NO.	SPECIFICATIONS
ELBRT	Retrofit

