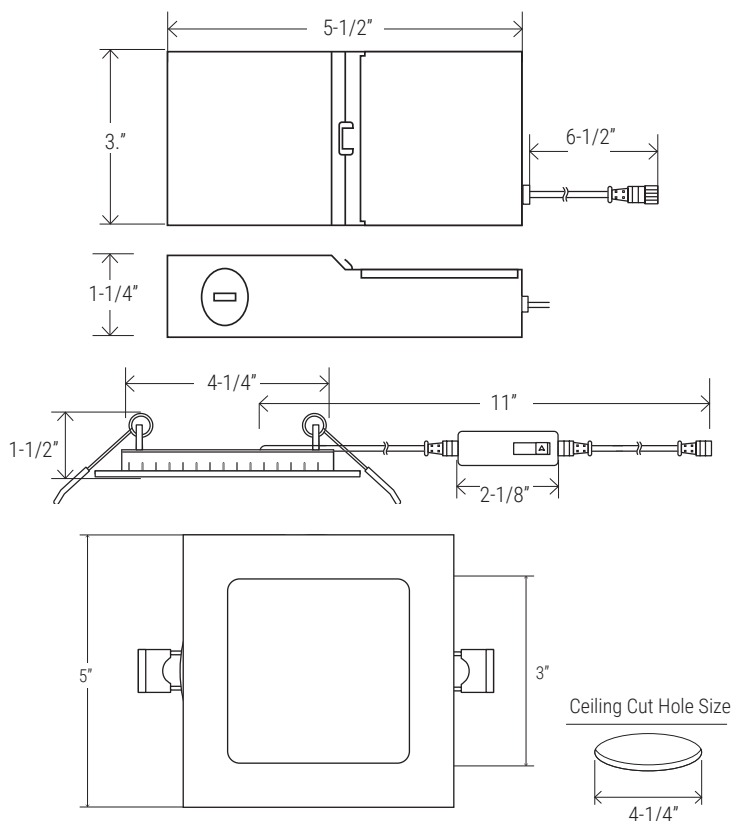


**EASY 5 COLORS  
SELECTOR**  
2700K • 3000K • 3500K • 4000K • 5000K

## 2 HOUR FIRE RATING

Tested to comply with UL 263, ASTM E119 & CAN ULC S101

### DIMENSION



NOMINAL LUMENS	DELIVERED LUMENS	WATTAGE
700	699	11W

Based on 4000K, 90+ CRI. Actual wattage may vary +/- 5%

### INSTALLATION

Cut hole in ceiling. Insert luminaire into opening by squeezing spring clips on both sides of luminaire. The width in ceiling needed for the driver to fit is 3".

You MUST seal all gaps between the ceiling and fixture with weatherproof silicone sealant. This deters moisture and water from damaging fixtures and other mechanical ceiling elements.

### FEATURES

2 Hours Fire Rated 4" round multi-CCT LED "Slim Disk" engineered for new construction, remodel, or retrofit to accommodate insulated or dropped ceilings. Easily access field-adjustable 5-Color SeleCCTor switch by lowering the luminaire from the opening. Recessed housing not required, especially with limited plenum applications. Remote driver allows easy installation and maintenance. Small aperture and shallow depth are ideal for unlimited applications.

LUMENS	700
CCT	27K/30K/35K/40K/50K
CRI	90+
COLOR QUALITY	3-Step MacAdam Ellipse
CONSTRUCTION	Aluminum die-cast body and trim
TRIM OPTION	Square Lens
TRIM COLORS	WH (White)
DIMMING	DIMTR (Triac)
EMERGENCY	16W high voltage inverter ( remote)
LIFETIME	L70 at 50,000 Hours
PHOTOMETRIC TESTS	In Accordance with IES LM79-08, LM80 and TM-30, TM-21

### FEATURES

- 2-Hour fire rating providing a reinforced and heat resistant steel casing
- Selectable color temperature: 27K, 30K, 35K, 40K & 50K
- Junction box with commercial grade driver included
- Triac Dimmable, Certified airtight, IC rated
- Easy installation with Heavy-Duty Commercial Grade Steel spring clip  
NO ADDITIONAL BOX REQUIRED
- Ambient operating temperature: -40°C (-40°F) to +40°C (+104°F).
- Aluminum Die Cast trim with powder paint coat preventing discoloring and rusting.
- ETL listed in USA & Canada. 2-HOUR FIRE RATING and complies with ASTM E119, UL 263. certified to CSA standard C22.2 No. 250.0-08
- 5-Year, no-compromise warranty.



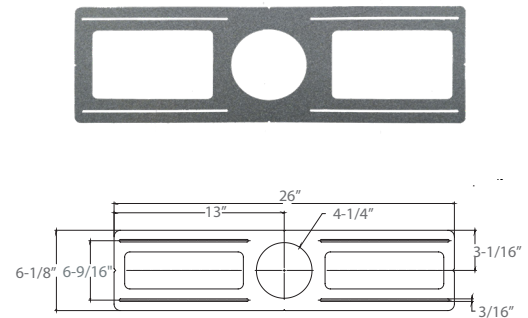
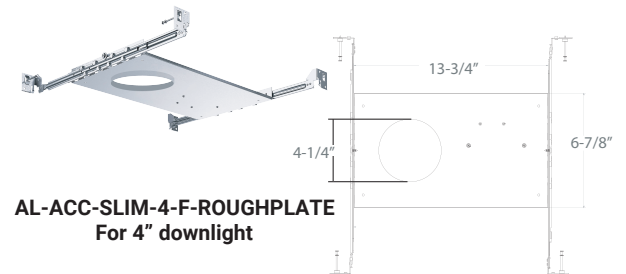
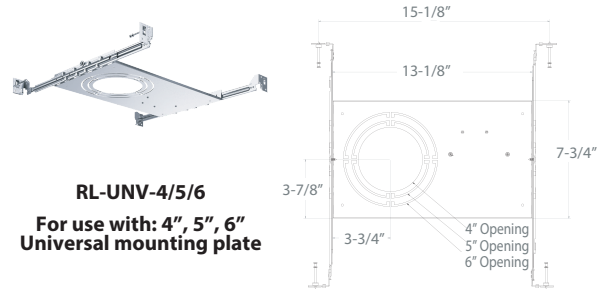
## SLIM TRIM



EXAMPLE:  
**FS-RL476-700L-DIMTR-120-27K/30K/35K/40K/50K-90-WH**

TYPE	LUMEN	CCT	CRI	FINISH
FS-RL476	700L-DIMTR-120	27K/30K/35K/40K/50K	90+	WH - White

## ACCESSORIES



## RL-ACC-SLIM-1-10F

OPTIONS
<input type="checkbox"/> RL-UNV-4/5/6 - Universal Mounting Plate for 4", 5" and 6"
<input type="checkbox"/> RL-ACC-SLIM-4-ROUGHPLATE - 4" Mounting Plate
<input type="checkbox"/> AL-ACC-SLIM-4-F-ROUGHPLATE - 4" Flanged Roughplate
<input type="checkbox"/> EMG-LED-G-16W-HV-FLEX - 16W high voltage inverter (remote)

**FS-RL476-700L-DIMTR-120-27K-30K-35K-40K-50K-90-WH**

TEST NO.: **EL08082311**

INPUT WATTS: **11.5**

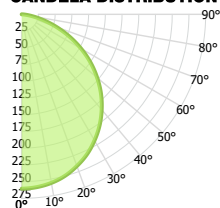
LUMENS: **699**

EFFICACY: **61**

BEAM ANGLE: **108**

SPACING CRITERIA: **1.24**

**CANDELA DISTRIBUTION**



**CANDELA TABLE**

	0°	90°
0°	261	260
10°	256	256
20°	241	243
30°	218	220
40°	186	190
50°	147	152
60°	103	107
70°	55	62
80°	16	22
90°	0	0

**LUMINANCE (cd/sq.m)**

	0.00°	90.00°
0.00°	22326	22295
45.00°	20302	20749
55.00°	18763	19430
65.00°	15989	17076
75.00°	11219	13413
85.00°	4580	8550

**LUMENS PER ZONE**

ZONE	LUMENS
0° - 10°	26
10° - 20°	70
20° - 30°	106
30° - 40°	126
40° - 50°	129
50° - 60°	112
60° - 70°	80
70° - 80°	40
80° - 90°	9

**ZONAL LUMEN SUMMARY**

ZONE	UMENS	% LUMINAIRE
0° - 20°	96	14%
0° - 30°	202	29%
0° - 40°	328	47%
0° - 60°	570	82%
0° - 80°	689	99%
0° - 90°	698	100%

**CONE OF LIGHT**

MOUNTING HEIGHT	FC AT BEAM CENTER	BEAM DIA. 0°-180°	BEAM DIA. 90°-270°
6.0 ft	7.2 fc	16.6 ft	16.6 ft
8.0 ft	4.1 fc	22.1 ft	22.2 ft
10.0 ft	2.6 fc	27.7 ft	27.7 ft
12.0 ft	1.8 fc	33.2 ft	33.2 ft
14.0 ft	1.3 fc	38.7 ft	38.8 ft
16.0 ft	1.0 fc	44.2 ft	44.3 ft
18.0 ft	0.8 fc	49.8 ft	49.9 ft
20.0 ft	0.7 fc	55.3 ft	55.4 ft

**INDOOR COEFFICIENTS OF UTILIZATION**

	0%	10%	20%	30%	40%	50%	60%	70%	80%	90%	100%
pc	0%	10%	20%	30%	40%	50%	60%	70%	80%	90%	100%
pw	70%	50%	30%	10%	70%	50%	30%	10%	50%	30%	10%
0	119	119	119	119	116	116	116	116	111	111	111
1	109	105	101	97	107	102	99	95	98	95	92
2	100	92	85	80	97	90	84	79	86	81	77
3	91	81	73	66	89	79	72	66	76	70	65
4	83	72	63	57	81	70	62	56	68	61	55
5	77	64	55	49	75	63	55	49	61	54	48
6	71	58	49	43	69	57	49	43	55	48	42
7	66	53	44	38	64	52	43	38	50	43	37
8	61	48	40	34	60	47	39	34	46	39	33
9	57	44	36	30	56	43	36	30	42	35	30
10	54	41	33	28	53	40	33	28	39	32	27