

# ODW LED

|               |  |
|---------------|--|
| Project Name: |  |
| Type:         |  |



**FEATURES:**

- Solid metal accent bars.
- Sealed and gasketed construction.
- Oven cured no VOC acrylic powder coat.
- Fabricated 1/8" thick white acrylic diffuser, F1 rated, UV stable, UL-94 HB flame class rated.

**MOUNTING:**

- Mounts to standard electrical junction box (by others) with provided hardware.

**LED:**

- Color Temperature: 2700/3000/3500/4000/5000 (K).
- LED Module: High efficiency up to 162 LPW.
- Service life: Greater than 60,000 hours(L<sub>70</sub>) minimizing maintenance frequency.
- Poke in wire connectors.
- Color variation within 3-step MacAdam ellipse.
- Color Rendering Index: 80+

**ELECTRICAL:**

- High power factor electronic driver, operate from a 120~277 Vac input range, 50 / 60 Hz.
- Dimming Control: 10%~100% (std.), 1~100%, Bi-level step dim. <sup>1</sup>
- Power Factor: +0.9
- Efficiency: +85%
- Ambient Operating Temperature: -22°F (-30°C) ~ 122°F (50°C).
- Constant Current, Class 2

**LISTING:**

- 5 year product warranty.
- UL/CUL listed for wet location mounting 4' above grade.
- Listed to UL 1598 and UL 8750.
- ARRA compliant.
- BAA compliant (optional).



**CASAMBI**

**APPLICATION**

This indoor & exterior decorative wall sconce is ideal for both commercial and residential application. Ideal for building entrances or walkways with wall mounting.

**ORDERING INFORMATION**

**EXAMPLE: ODW-14LED-40K-UNV**

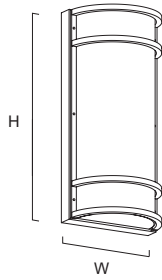
| MODEL   | LENGTH                                 | TRIM   | LED   | COLOR TEMP.  | CRI                                  |
|---------|--|--|---|--|--------------------------------------|
| ODW LED | (Blank) 16"<br>2 2FT<br>3 3FT<br>4 4FT | (Blank) 2 Horizontal accent bars<br>A No accent bars<br><small>* Contact factory for custom trim design.</small> | 14LED 14W LED<br>20LED 20W LED<br>25LED 25W LED<br>60LED 60W LED<br><small>* Contact factory for custom wattage or lumen requirement.</small> | -27K 2700K<br>-30K 3000K<br>-35K 3500K<br>-40K 4000K<br>-50K 5000K | (Blank) 80+ CRI (Std.)<br>C9 90+ CRI |

| VOLTAGE           |                                 | FINISH                         |   | DIMMING                         |   | OPTIONS  |   |
|-------------------|---------------------------------|--------------------------------|---|---------------------------------|---|--|---|
| UNV<br>120<br>277 | 120-277V (Std.)<br>120V<br>277V | NA<br>*GR<br>*BZ<br>*WH<br>*BK | Natural Aluminum (Std.)<br>Gray<br>Bronze<br>White<br>Black<br><small>* Available custom color (RAL). Please provide us with the RAL number.<br/>* Non-standard finish with extra charge.</small> | DM<br>DM1<br>SD50<br>TDM<br>ELV | 0-10V 10%~100%<br>0-10V 1~100% dim<br>Bi-Level Step dim 50/100 <sup>1,2</sup><br>Triac Dim. (120V only)<br>ELV Dim (reverse-phase or trailing-edge) (120V only)<br><small>* Contact factory for custom minimum dimming level set up.<br/>(Custom set up is not available with SD50)</small> | REM<br>REMCW<br>EMG8<br>EMG25<br>BG<br>PC1<br>PC2<br>BAA<br>MG<br>HC403<br>CASAMBI | Remote EM (32°F ~ 122°F/ 0°C ~ 50°C)<br>Remote EM for Cold Weather (-4°F ~ 122°F/ -20°C ~ 50°C)<br>Integrated 8W EM Battery Backup <sup>3</sup><br>Integrated 25W EM Battery Backup <sup>3</sup><br>Bird Guard, Stainless Steel Spikes<br>Photocell 120V<br>Photocell 277V* PC3 not available.<br>BAA(Buy American Act) and BABA(Build America Buy America) compliant<br>Marine Grade Finish<br>Microwave bi-level Occupancy sensor, adjustable via DIP switch<br>Contact factory for CASAMBI READY options |

**NOTES:**

1. Contact factory for custom wattage or lumen requirement.
2. Lumens and watts per foot may differ for STEP drivers, consult factory.
3. Contact factory for other emergency ballast options.

# ODW LED



**Specifications: ODW LED**

Height: 16 (406), 24 (609), 36 (914), 48 (1219)  
 Width: 7-1/4 (184)  
 Depth: 5-1/2 (140)

All dimensions are in inches (millimeters).

**CONFIGURATIONS**

| Series | LED   | AC Input | Lumen Output | Lumen Efficiency |
|--------|-------|----------|--------------|------------------|
| ODW    | 14LED | 16.4W    | 1427 lm      | 87 lm/W          |
|        | 20LED | 22.4W    | 1946 lm      | 86.8 lm/W        |
|        | 25LED | 27.4W    | 2380 lm      | 86.8 lm/W        |
|        | 60LED | 60W      | 5208 lm      | 86.8 lm/W        |



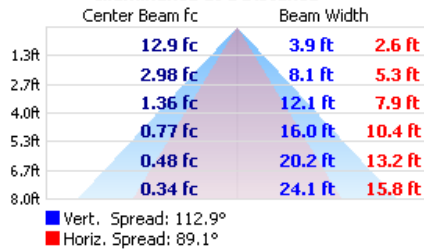
2 Horizontal accent bars



No accent bars

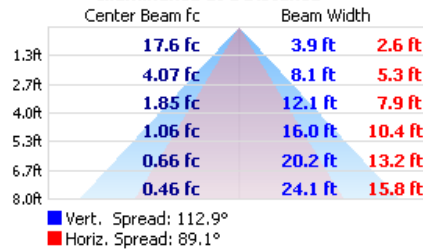
**ODW-14LED**

**Illuminance at a Distance**



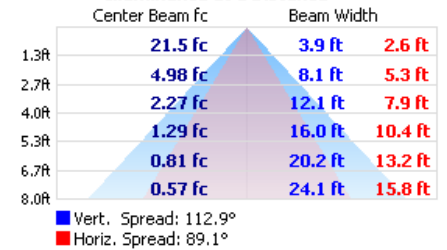
**ODW-20LED**

**Illuminance at a Distance**



**ODW-25LED**

**Illuminance at a Distance**



**ODW-60LED**

**Illuminance at a Distance**

