

CATALOG

Spec-Setter™ Safety Switches

Power you can trust,
protection you can feel



ABB's Spec-Setter™ Safety Switches offer more than just technical reliability — they provide customers with peace of mind, confidence, and control. Built for durability and ease of installation, these switches ensure seamless performance in even the harshest environments, from industrial plants to residential setups. Customers benefit from knowing their operations are protected by trusted, certified solutions, allowing them to focus on their work without fear of failure or downtime. It's not just about meeting safety standards — it's about feeling secure, supported, and empowered every day.

Table of contents

01. Overview	4
02. General duty (type TG)	8
03. Heavy duty (type TH)	12
04. Heavy duty water and dust tight (type TH)	18
05. BABA products and solutions	24
06. Double throw (type TC and TDT)	30
07. Emergency power transfer (type TC)	38
08. Accessories	40
09. Dimensions	48
10. Knockouts	70

—
01

Overview

Spec-Setter™

Safety switches

ABB offers a variety of safety switches to fit many applications.

ABB offers a wide variety of general duty switches for residential and light commercial purposes, while the extensive line of heavy duty switches is best suited for commercial and industrial applications. For the toughest industrial environments — such as cement foundries, steel mills and processing plants — dust-tight and stainless steel switches are available. We also offer a variety of double throw switches for emergency generators.

No matter the application, we've got you covered with a rugged, reliable and easy-to-install Spec-Setter safety switch.

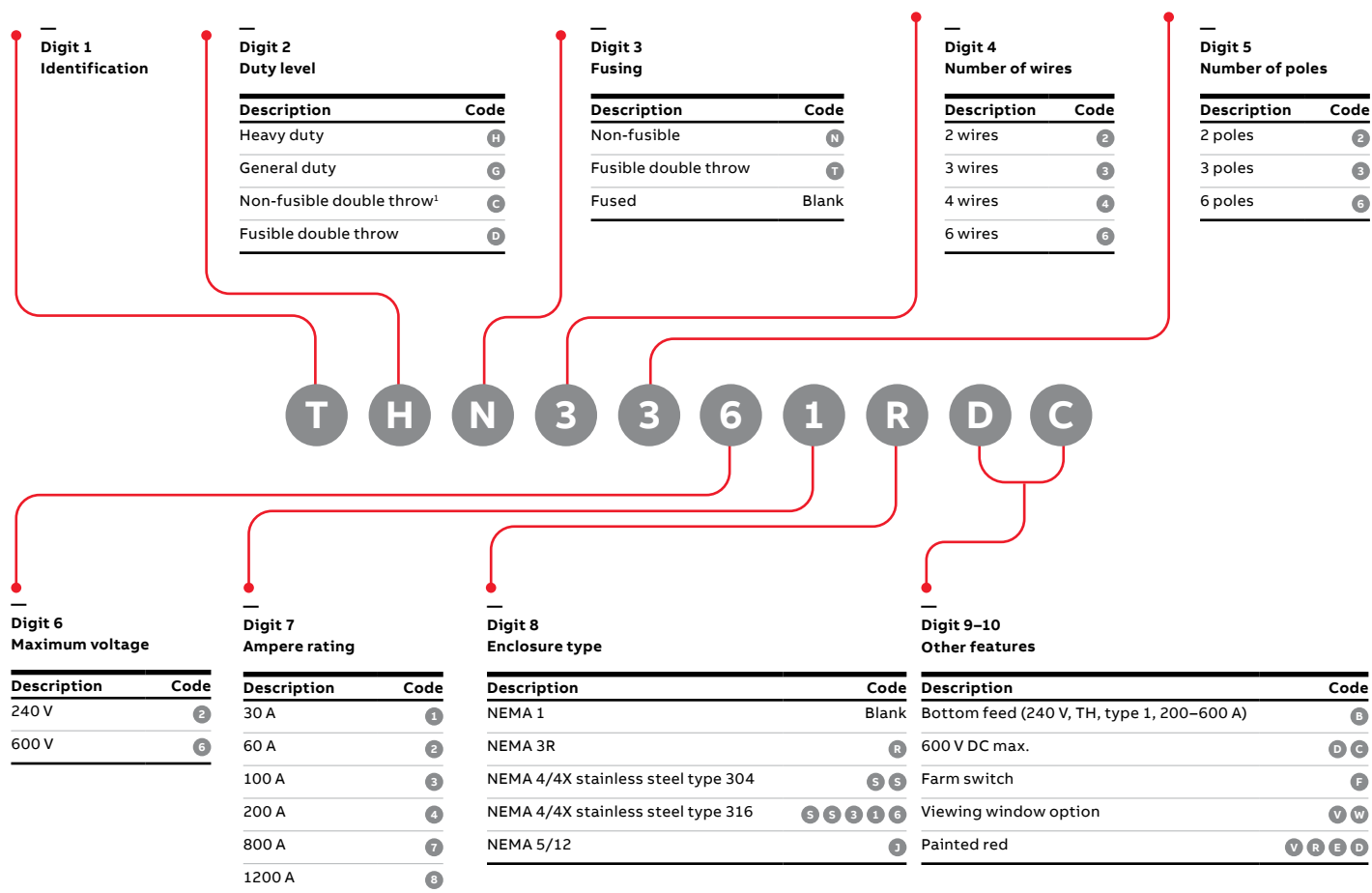
When it comes to getting the job done right, you can count on safety switches from ABB.



Spec-Setter™ safety switches

Product number structure

30–200 A, 800–1200 A



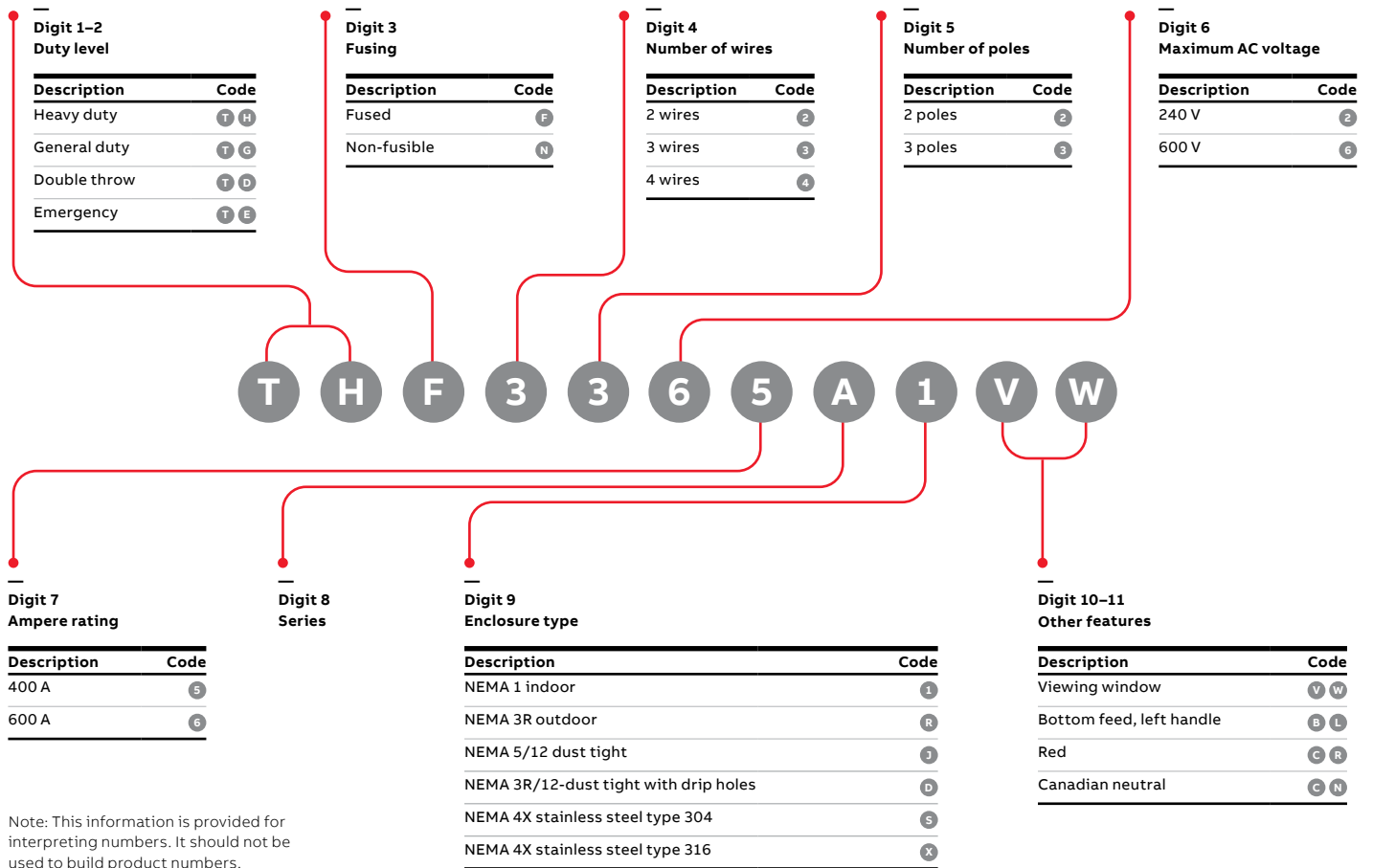
¹800 A and 1200 A non-double throw safety switches also use the C nomenclature.

Note: This information is provided for interpreting numbers. It should not be used to build product numbers.

Spec-Setter™ safety switches

Product number structure

400–600 A



Applications for enclosures in non-hazardous locations

Provides a degree of protection against the following environmental conditions	Type of enclosure					
	12	3R ²	4	4X	5	12
Incidental contact with enclosed equipment	X	X	X	X	X	X
Falling dirt	X	–	X	X	X	X
Falling liquids and light splashing	–	–	X	X	X	X
Windblown/circulating dust, lint, fibers and flyings ³	–	–	X	X	–	X
Settling airborne dust, lint, fibers and flyings ³	–	–	X	X	X	X
Rain, snow and sleet ⁴	–	X	X	X	–	–
Hosedown and splashing water	–	–	X	X	–	–
Oil and coolant	–	–	–	–	–	X
Corrosive agents	–	–	–	X	–	–

²These enclosures may be ventilated.

³These fibers and flyings are non-hazardous materials and are not considered Class III type ignitable fibers or combustible flyings. For Class III type ignitable fibers or combustible flyings, see the National Electrical Code, Article 500.

⁴External operating mechanisms are not required to be operable when the enclosure is ice covered.

—
02

General duty (type TG)

General duty safety switches

01 400 A fusible 3-pole,
240 V NEMA 1 TGF4325A1

General duty safety switches are available in 30–600 amps, 240 V AC, 250 V DC maximum in both fusible and non-fusible units, and in NEMA type 1 (indoor) and type 3R (outdoor) enclosures. The UL listed short-circuit rating is listed in the table on page 11. The general duty safety switches are UL listed as service entrance equipment when installed in accordance with 2020 NEC for service equipment.

All ABB general duty safety switches carry the following certifications:

- UL listed and cUL listed (UL 98 enclosed switches/CSA C22.2 No. 4-04)
- Federal specification WS-865C
- NEMA enclosed safety switch standard KS1
- Seismic certified

Features


Highly visible, easy-to-grip red handle accepts one padlock in the OFF position.

Highly visible ON/OFF label.

Lockable cover catch.



01



Self-leveling, three-point mounting system.

Visible confirmation of plated blade contact positions.

Spring-reinforced fuse clips assure reliable contact for cool operation. Suitable for Class H, K or R fuses, where applicable.

Integral interlock.

Direct-drive, quick-make, quick-break mechanism snaps contacts open and closed, providing positive ON/OFF indication.

Unobstructed gutter.

General duty

Type TG, NEMA types 1 and 3R

01 60 A fusible
3-pole 240 V NEMA 1
TG4322

02 400 A fusible
2-pole 240 V NEMA 3R
TGF3225AR

03 400 A fusible
3-pole 240 V NEMA 1
TGF4325A1

- 30–600 amperes
- 240 volts AC, 250 volts DC
- 50/60 Hz

General duty safety switches — 240 V AC

							Product number	
	Amperage rating	NEMA type 1 indoor	NEMA type 3R outdoor	Ground kit	Neutral kit	Standard fuse class	Class R fuse rejection kit ²	
Fusible / 2-pole / 3-wire								
	30	TG3221	TG3221R	TGL1	Factory installed	H, K and R	TGRK12	
	60	TG3222	TG3222R				TGRK22	
	100	TG3223 ¹	TG3223R	TNG3			TGRK42	
	200	TG3224 ¹	TG3224R					
	400	TGF3225A1 ¹	TGF3225AR ²	TGL6		TRK56A		
	600	TGF3226A1 ¹	TGF3226AR ²			TRK66A		
Fusible / 3-pole / 4-wire								
	30	TG4321	TG4321R	TGL1	Factory installed	H, K and R	TGRK12	
	60	TG4322	TG4322R				TGRK22	
	100	TG4323	TG4323R	TNG3			TGRK42	
	200	TG4324 ¹	TG4324R					
	400	TGF4325A1 ¹	TGF4325AR	TGL6		TRK56A		
	600	TGF4326A1 ¹	TGF4326AR			TRK66A		
Non-fusible / 3-pole / 3-wire								
	30	TGN3321	TGN3321R	TGL1	TNI21	-	-	
	60	TGN3322	TGN3322R		3			
	100	TGN3323	TGN3323R	TNG3	3			
	200	TGN3324 ¹	TGN3324R		TNIA64			
	400	TGN3325A1 ¹	TGN3325AR	TGL6	TNI65 or TNI65A750			
	600	TGN3326A1 ¹	TGN3326AR		TNI66			

For type 3R enclosure: 30–200 amp devices have removable closing cap. Order hubs for these devices separately in accessories section. Larger amp devices require field-cut openings and customer-supplied hub.

General duty safety switches are not suitable for use as service equipment in Canada. Use heavy duty safety switches.

¹Type 1 enclosure switches: available factory reversed for bottom feed. For 200 ampere devices, add "B" suffix. For 400–600 ampere devices, add "BL" suffix. Handle will be on the left side.

²When specifications permit only Class R fuses, these kits may be installed in the switch to deter fuses other than Class R from being installed.



01



02



03

General duty

Technical data

General duty safety switch short circuit ratings

Maximum system voltage	Ampere rating	UL listed fusing		NEMA enclosure type
		Class	Withstand rating (rms sym. amps)	
Fusible				
240 V AC	30–600	K	10,000	1, 3R
250 V DC		H	10,000	
		R	200,000	
Non-fusible: Fuse withstand ratings apply to non-fused switches when protected by an upstream fuse as listed				
240 V AC	30–600	Any other protective device		1, 3R
250 V DC		K upstream		
		H upstream		
		R upstream		

Lug wire sizes line and load terminals

Ampere rating	Wire range AWG/kcmil copper	Wire range AWG/kcmil aluminum
30 (250 V)	14–8	12–8
60	12–2	12–2
100	10–1/0	10–1/0
200	2–250	2–250
400	(1) 2–600 or (2) 1/0–250	(1) 2–600 or (2) 1/0–250
600	(2) 4–600	(2) 4–600

—
03

Heavy duty (type TH)

Heavy duty safety switches

01 60 A fusible
3-pole 600 V NEMA 3R
TH3364M

Type TH heavy duty safety switches are designed for commercial and industrial applications where safety, high performance and continuity of service are essential. Heavy duty switches are available in 30–1200 amps, 600 V AC, 600 V DC maximum, fusible and non-fusible units, and in NEMA type 1 (indoor), type 3R (outdoor), type 4/4X (water- and dust-tight, corrosion-resistant), and type 5/12 (drip- and dust-tight) enclosures. When used with Class R or J fuses, 30–600 amp switches have a UL listed short circuit rating of 200,000 rms symmetrical amps. Switches rated 800–1200 amps use Class L fuses and have a UL listed short circuit rating of 100,000 rms symmetrical amps. Heavy duty safety switches are UL listed as service entrance equipment when installed in accordance with 2020 NEC for service equipment.

All ABB heavy duty safety switches carry the following certifications:

- UL listed and cUL listed (UL 98 enclosed switches/CSA C22.2 No. 4-04)
- Federal specification WS-865C
- NEMA enclosed safety switch standard KS1
- Seismic certified

Features

Donut handle, ideal for hook stick operation, accepts three padlocks in the OFF position.

Highly visible ON/OFF label.

Coin-proof, defeatable interlock.



01



Self-leveling, three-point mounting system.

Clear line shield on 600 V rated switches shield allows visual confirmation of blade positions while helping to protect against accidental contact with live parts.

Direct-drive, quick-make, quick-break mechanism snaps contacts open and closed, providing positive ON/OFF indication.

Spring-reinforced fuse clips assure reliable contact for cool operation. Suitable for Class H, K, J or R fuses, where applicable.

Wide, unobstructed gutter.

Heavy duty

Type TH, NEMA types 1 and 3R

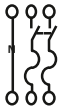

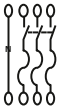
01 60 A fusible
3-pole 600 V NEMA 1
TH4362

02 400 A fusible
2-pole 240 V NEMA 1
THF3225A1


03 60 A fusible
3-pole 600 V NEMA 1
TH4362

- 30–1200 amperes
- 240 volts AC, 250 volts DC
- 50/60 Hz

Heavy duty safety switches — 240 V AC — fusible

	Amperage rating	NEMA type 1 indoor	NEMA type 3R outdoor	Ground kit	Neutral kit	Standard fuse class	Class J fuse kit	Class T fuse kit	Product number			Auxiliary contact kits		
									Class R fuse rejection kit ⁸	SPDT	DPDT			
2-pole / 3-wire														
	30	TH3221 ^{1,7}	TH3221R ^{1,7}	TGL1	Factory installed	H, K and R	Move load-block ⁷	–	TRK12B	THAUX61S	THAUX21D			
	60	TH3222 ^{1,7}	TH3222R ^{1,7}					–	TRK22A	–	THAUX64D			
	100	TH3223 ^{1,7}	TH3223R ^{1,7}	TNG3				–	TRK46A	–	–			
	200	TH3224 ^{1,2,3,7}	TH3224R ^{1,3,7}						–	–	–			
	400	THF3225A1 ^{1,2,7}	THF3225AR ^{1,3,7}	TGL6				THT5A	TRK56A	–	THAUX66DA			
	600	THF3226A1 ^{1,2}	THF3226AR ^{1,3}				THJ6	THT6A	TRK66A	–	–			
	800	TC72267 ^{4,6}	TC72267R ^{4,6}	⁵	TNI67	L	–	–	–	–	–			
	1200 ⁹	TC72268 ^{4,6}	TC72268R ^{4,6}	⁵	TNI68A		–	–	–	–	–			
3-pole / 3-wire														
	400	THF3325A1 ^{1,2,7}	THF3325AR ^{1,7}	TGL6	TNI65 or TNI65A750	H, K and R	Move load-block ⁷	THT5A	TRK56A	–	THAUX66DA			
	600	THF3326A1 ^{1,2}	THF3326AR ¹		TNI66		THJ6	THT6A	TRK66A	–	–			
3-pole / 4-wire														
	30	TH4321 ^{1,7}	TH4321R ^{1,7}	TGL1	Factory installed	H, K and R	Move load-block ⁷	–	TRK12B	THAUX61S	THAUX21D			
	60	TH4322 ^{1,7}	TH4322R ^{1,7}					–	TRK22A	–	THAUX64D			
	100	TH4323 ^{1,7}	TH4323R ^{1,7}	TNG3				–	TRK46A	–	–			
	200	TH4324 ^{1,2,3,7}	TH4324R ^{1,3,7}						–	–	–			
	400	THF4325A1 ^{1,2,7}	THF4325AR ^{1,7}	TGL6				THT5A	TRK56A	–	THAUX66DA			
	600	THF4326A1 ^{1,2}	THF4326AR ¹				THJ6	THT6A	TRK66A	–	–			

Heavy duty safety switches — 240 V AC — non-fusible (see 600 V AC for complete offering)

	Amperage rating	NEMA type 1 indoor	NEMA type 3R outdoor	Ground kit	Neutral kit	Standard fuse class	Class J fuse kit	Class T fuse kit	Product number			Auxiliary contact kits		
									Class R fuse rejection kit ⁸	SPDT	DPDT			
Non-fusible, 240 V AC / 3-pole / 3-wire														
	30	THN3321 ⁷	–	TGL1	TNI21	–	–	–	–	–	THAUX61S	THAUX21D		

¹ Available with viewing window, add "VW" suffix.

² Type 1 enclosure: 200 ampere devices available factory reversed for bottom feed. For 200 ampere devices, add "B" suffix. For 400–600 ampere devices, add "BL" suffix. Handle will be on the left side.

³ For switches 30–200 A, CSA certified for service entrance, add "C" suffix. For 400–600 A, add "CN" suffix. Will include solid neutral.

⁴ For switches suitable for service entrance applications in Canada, order TH3267C, TH3267RC, TH3268C or TH3268RC.

⁵ Neutral kit is groundable and bondable.

⁶ Rated 600 V AC only. Accepts Class L fuses only. Type HD electrical performance does not apply.

⁷ Switches may be adapted to accept Class J fuses without a kit by moving the load-block toward the switch base and remounting.

⁸ When specifications permit only Class R fuses, these kits may be installed in the switch to deter fuses other than Class R from being installed.

⁹ May require additional provisions when 1200 A fuses are used to meet NEC 240.67 2017 or later.



01



02





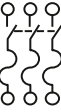
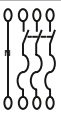
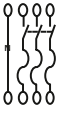
03

Heavy duty

Type TH, NEMA types 1 and 3R

- 30–1200 amperes
- 600 volts AC, 600 volts DC
- 50/60 Hz

Heavy duty safety switches — 600 V AC — fusible

	Amperage rating	NEMA type 1 indoor	NEMA type 3R outdoor	Ground kit	Neutral kit	Standard fuse class	Class J fuse kit	Class T fuse kit	Class R fuse rejection kit ⁷	Product number		Auxiliary contact kits	
										SPDT	DPDT		
2-pole / 2-wire													
	800	TC72267 ¹	TC72267R ¹	⁸	TNI67	L	-	-	-	-	-	-	-
	1200	TC72268 ^{1,6}	TC72268R ^{1,6}	⁸	TNI68A		-	-	-	-	-	-	-
2-pole / 3-wire cUL listed for service entrance													
	800	TH3267C ¹	TH3267RC ¹	⁸	Factory installed	L	-	-	-	-	-	-	-
	1200	TH3268C ^{1,6}	TH3268RC ^{1,6}	⁸			-	-	-	-	-	-	-
3-pole / 3-wire													
	30	TH3361 ^{4,9}	TH3361R ^{4,9}	TGL1	TNI62	H, K and R	Move load-block ⁹	-	TRK16	THAUX61S	THAUX21D		
	60	TH3362 ^{4,9}	TH3362R ^{4,9}		TNIA62				TRK26A	-	THAUX64D		
	100	TH3363 ^{4,9}	TH3363R ^{4,9}	TNG3	TNIA63				TRK46A	-			
	200	TH3364 ^{2,4,9}	TH3364R ^{4,9}		TNIA64					-			
	400	THF3365A1 ^{2,4,9}	THF3365AR ^{4,9}	TGL6	TNI65 or TNI65A750			THT5A	TRK56A	-	THAUX66DA		
	600	THF3366A1 ^{2,4}	THF3366AR ⁴		TNI66		THJ6	THT6A	TRK66A	-			
	800	TC72367 ¹	TH72367R	⁸	TNI67	L	-	-	-	-	-	-	-
	1200	TC72368 ^{1,6}	TC72368R ⁶	⁸	TNI68A		-	-	-	-	-	-	-
3-pole / 4-wire													
	30	TH4361 ^{4,9}	TH4361R ^{4,9}	TGL1	Factory installed	H, K and R	Move load-block ⁹	-	TRK16B	THAUX61S	THAUX21D		
	60	TH4362 ^{4,9}	TH4362R ^{4,9}						TRK26A	-	THAUX64D		
	100	TH4363 ^{4,9}	TH4363R ^{4,9}	TNG3					TRK46A	-			
	200	TH4364 ^{4,9}	TH4364R ^{4,9}							-			
3-pole / 4-wire / cUL listed for service entrance													
	200	TH4364C ^{4,9}	TH4364RC ^{4,9}	TNG3	Factory installed	H, K and R	Move load-block ⁹		TRK46A	-	THAUX64D		
	400	THF4365ARCN ^{5,9}	THF4365ARCN ^{4,9}	TGL6				THT5A	TRK56A	-	THAUX66D		
	600	THF4366A1CN ⁴	THF4366ARCN ⁴				THJ6	THT6A	TRK66A	-			
	800	TH4367C	TH4367RC	⁸			-	-	-	-	-	-	-
	1200	TH4368C	TH4368RC	⁸			-	-	-	-	-	-	-

¹ Rated 600 V AC only. Accepts Class L fuses only. Type HD electrical performance does not apply.

² Type 1 enclosure: 200, 400 and 600 ampere devices available factory reversed for bottom feed. For 200 ampere devices, add "B" suffix. For 400–600 ampere devices, add "BL" suffix. Handle will be on the left side.

⁴ Available with viewing window, add "VW" suffix.

⁶ Suitable for use as service entrance equipment except on 1200 ampere solidly grounded wye systems per NEC 230.95.

⁷ When specifications permit only Class R fuses, these kits may be installed in the switch to deter fuses other than Class R from being installed.

⁸ Neutral kit is groundable and bondable.


⁹ Switches may be adapted to accept Class J fuses without a kit by moving the load-block toward the switch base and remounting.

Heavy duty

Type TH, NEMA types 1 and 3R

- 30–1200 amperes
- 600 volts AC, 600 volts DC
- 50/60 Hz

Heavy duty safety switches – 600 V AC – non-fusible

	Amperage rating	NEMA type 1 indoor	NEMA type 3R outdoor	Ground kit	Neutral kit	Standard fuse class	Class J fuse kit	Class T fuse kit	Class R fuse rejection kit	Product number		Auxiliary contact kits	
										SPDT	DPDT	SPDT	DPDT
3-pole / 3-wire													
	30	THN3361 ⁴	THN3361R ⁴	TGL1	TNI62	–	–	–	–	THAUX61S	THAUX21D		
	60	THN3362 ⁴	THN3362R ⁴		TNIA62					–	THAUX64D		
	100	THN3363 ⁴	THN3363R ⁴	TNG3	TNIA63					–			
	200	THN3364 ^{2,4}	THN3364R ⁴		TNIA64					–			
	400	THN3365A1 ^{2,4}	THN3365AR ⁴	TGL6	TNI65 or TNI65A750					–	THAUX66DA		
	600	THN3366A1 ^{2,4}	THN3366AR ⁴		TNI66					–			
	800	TC36367	–	8	–					–			
	1200	TC36368 ⁶	–	8	–					–			



² Type 1 enclosure: 200 ampere devices available factory reversed for bottom feed. For 200 ampere devices, add B suffix. For 400–600 ampere devices, add BL suffix. Handle will be on the left side.

⁴ Available with viewing window, add VW suffix.

⁶ Suitable for use as service entrance equipment except on 1200 ampere solidly grounded wye systems per NEC 230.95.

⁸ Neutral kit is groundable and bondable.

DC rated heavy duty safety switches

	Amperage rating	NEMA type 1 indoor	NEMA type 3R outdoor	Product number		Standard fuse class	Class J fuse kit	Class R fuse rejection kit	Ordering code		Auxiliary contact kits	
				NEMA type 4X	NEMA type 5, 12				SPDT	DPDT	SPDT	DPDT
Fusible / 2-pole / 2-wire / 600 V DC												
	30	TH2261DC	TH2261RDC	TH2261SSDC	TH2261JDC	H, J, and R	Move load-block	TRK16B	THAUX61S	THAUX64D		
	60	TH2262DC	TH2262RDC	TH2262SSDC	TH2262JDC			TRK26A	–			
	100	TH2263DC	TH2263RDC	TH2263SSDC	TH2263JDC			TRK46A	–			
Non-fusible / 2-pole / 2-wire / 600 V DC												
	30	THN2261DC	THN2261RDC	THN2261SSDC	THN2261JDC	–	–	–	THAUX61S	THAUX64D		
	60	THN2262DC	THN2262RDC	THN2262SSDC	THN2262JDC				–			
	100	THN2263DC	THN2263RDC	THN2263SSDC	THN2263JDC				–			

Heavy duty

Technical data

Heavy duty safety switch short circuit ratings

Maximum system voltage	Ampere rating	Class	UL listed fusing
			Withstand rating (rms sym amps)
Fusible			
600 V AC	30–1200	H	10,000
600 V DC		R	200,000 ⁷
		J	200,000 ⁷
		L ⁶	100,000
	400–600	T	200,000
Non-fusible: Fuse withstand ratings apply to non-fused switches when protected by an upstream fuse as listed			
600 V AC	30–1200	No upstream protection	10000
600 V DC		H upstream	10000
		R upstream	200000
		J upstream	200000
		L upstream	100000

⁶ Class L fuses are only applicable when used with 800 and 1200 A Type TC safety switches.

⁷ Unless otherwise noted on the enclosure

Lug wire sizes line and load terminals

Ampere rating	Wire range AWG/kcmil copper	Wire range AWG/kcmil aluminum
30 A (250 V)	14–8	12–8
30 A (600 V)	12–2	12–2
60 A	12–2	12–2
100 A	10–1/0	10–1/0
200 A	2–250	2–250
400 A	(1) 2–600 or (2) 1/0–250 ¹	(1) 2–600 or (2) 1/0–250 ¹
600 A	(2) 4–600 ¹	(2) 4–600 ¹
800 A	(3) 2–600 or (6) 1/0–250	(3) 2–600 or (6) 1/0–250
1200 A	(4) 3/0–800	(4) 3/0–800

¹ 600 kcmil wire restricted to side entry only

—
04

Heavy duty water and dust tight (type TH)

Heavy duty water and dust tight safety switches

Stainless steel safety switches are designed for commercial and industrial applications in corrosive environments where safety, high performance and continuity of service are essential. They are suitable for use as service equipment when installed in accordance with 2017 NEC for service equipment. The conductor rating is 60/75 °C. Horsepower ratings are to UL listed maximums. Short circuit ratings are UL listed to 200,000 rms symmetrical amps when Class J or R fuses are installed.

We offer two types of NEMA 4X enclosures:

- Grade 304 stainless steel (order product numbers with SS suffix)
- Grade 316 stainless steel (order product numbers with SS316 suffix)

All our heavy duty stainless steel safety switches carry the following certifications:

- UL listed and cUL listed (UL 98 enclosed switches/CSA C22.2 No. 4-04)
- Federal specification WS-865C
- NEMA enclosed safety switch standard KS1
- Seismic certified

Features




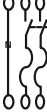


Heavy duty

Type TH, NEMA types 4X, 5 and 12

- 30-600 amperes
- 600 volts AC, 600 volts DC
- 50/60 Hz

Heavy duty safety switches — 240 V AC — fusible

	Amperage rating	NEMA type		Ground kit	Neutral kit	Standard fuse class	Class J fuse kit	Class T fuse kit	Class R fuse rejection kit	Product number		Auxiliary contact kits	
		NEMA type 4X	5/12							SPDT	DPDT		
2-pole / 2-wire													
	30	TH2221SS ¹	TH2221J ¹	Factory installed	TNIJ61	H, J and R	–	–	TRK12B	THAUX61S	THAUX21D		
	60	TH2222SS ¹	TH2222J ¹		TNIJ62		–	–	TRK22A	–	THAUX64D		
2-pole / 3-wire													
	30	TH3221SS ¹	TH3221J ¹	Factory installed	Factory installed	H, J and R	–	–	TRK12B	THAUX61S	THAUX21D		
	60	TH3222SS ¹	TH3222J ¹				–	–	TRK22A	–	THAUX64D		
	100	TH3223SS ¹	TH3223J ¹			Move loadblock ²	–	TPBRK36A	–				
	200	TH3224SS ¹	TH3224J ¹				–	TRK46A	–				
	400	THF3225AS ^{1,4}	THF3225AJ	–				THT5A	TRK56A	–	THAUX66DA		
	600	THF3226AS ^{1,4}	THF3226AJ	–			THJ6	THT6A	TRK66A	–			
3-pole / 3-wire													
	30	TH3321SS ¹	TH3321J ¹	Factory installed	TNIJ61	H, J and R	–	–	TRK12B	THAUX61S	THAUX21D		
	60	TH3322SS ¹	TH3322J ¹		TNIJ62		–	–	TRK22A	–	THAUX64D		
3-pole / 4-wire													
	30	TH4321SS ¹	TH4321J ¹	Factory installed	Factory installed	H, J and R	–	–	TRK12B	THAUX61S	THAUX21D		
	60	TH4322SS ¹	TH4322J ¹				–	–	TRK22A	–	THAUX64D		
	100	TH4323SS ¹	TH4323J ¹			Move loadblock ²	–	TPBRK36A	–				
	200	TH4324SS ¹	TH4324J ¹					TRK46A	–				
	400	THF4325AS ^{1,4}	THF4325AJ	–				THT5A	TRK56A	–	THAUX66DA		
	600	THF4326AS ^{1,4}	THF4326AJ	–			THJ6	THT6A	TRK66A	–			

¹ Available with viewing window, add "VW" suffix.

² Switches may be adapted to accept Class J fuses without a kit by moving the load-block toward the switch base and remounting.

³ When specifications permit only Class R fuses, these kits may be installed in the switch to deter fuses other than Class R from being installed.


⁴ Available in NEMA 4X enclosure grade 316 stainless steel, For 30–200 A, add "316" suffix. For 400–600 A, remove "AS" and add "AX" suffix.

Heavy duty


Type TH, NEMA types 4X, 5 and 12

- 30-600 amperes
- 600 volts AC, 600 volts DC
- 50/60 Hz

Heavy duty safety switches — 600 V AC — fusible

	Amperage rating	NEMA type 4X stainless steel	NEMA type 5/12 indoor	Ground kit	Neutral kit	Standard fuse class	Product number		Auxiliary contact kits	
							Class J fuse kit	Class R fuse rejection kit ⁵	SPDT	DPDT
3-pole / 3-wire										
	30	TH3361SS ^{1,2}	TH3361J ^{1,6}	Factory installed	TNIJ61	H, K, J and R	Move loadblock ⁴	TRK165A	THAUX61S	THAUX21D
	60	TH3362SS ^{1,2}	TH3362J ^{1,6}		TNIJ62			TRK26A	-	THAUX64D
	100	TH3363SS ^{1,2}	TH3363J ^{1,6}		TNIJ63			TPBRK36A	-	-
	200	TH3364SS ^{1,2}	TH3364J ^{1,6}		TNIJ64			TRK46A	-	-
	400	THF3365AS ^{1,2}	THF3365AJ ⁶		TNIJ66 or TNIJ65A750			TRK56A	-	THAUX66DA
	600	THF3366AS ^{1,2}	THF3366AJ ⁶		TNIJ66		THJ6	TRK66A	-	-

Heavy duty safety switches — 600 V AC — non-fusible

	Amperage rating	NEMA type 4X stainless steel	NEMA type 5/12 indoor	Ground kit	Neutral kit	Standard fuse class	Product number		Auxiliary contact kits	
							Class J fuse kit	Class R fuse rejection kit ⁵	SPDT	DPDT
3-pole / 3-wire										
	30	THN3361SS ^{1,2,3}	THN3361J ^{1,3}	Factory installed	TNIJ61	-	-	-	THAUX61S	THAUX21D
	60	THN3362SS ^{1,2,3}	THN3362J ^{1,3}		TNIJA62				-	THAUX64D
	100	THN3363SS ^{1,2,3}	THN3363J ^{1,3}		TNIJ63				-	-
	200	THN3364SS ^{1,2,3}	THN3364J ^{1,3}		TNIJ64				-	-
	400	THN3365AS ^{1,2}	THN3365AJ ⁶		TNIJ66 or TNIJ65A750				-	THAUX66DA
	600	THN3366AS ^{1,2}	THN3366AJ ⁶		TNIJ66				-	-

¹ Available with viewing window, add "VW" suffix.

² Available in NEMA 4X enclosure grade 316 stainless steel, For 30–200 A, add "316" suffix. For 400–600 A, remove "AS" and add "AX" suffix.

³ Available with field-installable copper lug kit (line, load, ground)

⁴ Switches may be adapted to accept Class J fuses without a kit by moving the load-block toward the switch base and remounting.

⁵ When specifications permit only Class R fuses, these kits may be installed in the switch to deter fuses other than Class R from being installed.

⁶ For NEMA type 3R, 5, and 12 combination 30–200 A, add an R suffix. For 400–600 A, remove "AJ" suffix "AD"

Heavy duty water and dust tight

Technical data

Lug wire sizes

Line and load terminals

Ampere rating	Wire range AWG/kcmil copper	Factory-installed
		Wire range AWG/kcmil aluminum
30 (250 V)	14-8	12-8
30 (600 V)	14-6	14-6
60	14-2	14-2
100	10-1/0	10-1/0
200	6-250	-
400	(1) 4-600 or (2) 1/0-250	-
600	(2) 4-600	-

Heavy duty water and dust tight

Technical data

Lug wire sizes

Equipment ground terminals are factory installed — two lugs supplied per switch, provision for one additional lug.

Switch ampere rating	Copper	Factory-installed
		Aluminum
30	14-6	14-6
60	14-6	14-6
100	10-1/0	10-1/0
200	14-4	14-4
400	14-1/0	14-1/0
600	14-2/0	14-2/0

—
05

BABA products and solutions

BABA products and solutions

Build America, Buy America Act

^[1] 2 CFR 184.2(a) states the guidance “does not apply to a Buy America Preference meeting or exceeding the requirements” within the Office of Management and Budget guidance. As an example, the Federal Transit Administration’s manufactured product standard is not affected by 2 CFR 184 because it exceeds those requirements.

What does it mean to comply with BABA?

The Build America, Buy America Act (BABA) was enacted as part of the Infrastructure Investment and Jobs Act on November 15, 2021 (Pub. L. 117-58). Its primary objective is to establish a minimum domestic content procurement preference for all federally financial assisted United States infrastructure projects utilizing funds obligated after May 14, 2022.

The BABA is implemented at 2 CFR Part 184 and requires all of the iron, steel, construction materials and manufactured products incorporated into the project are produced in the United States.

Manufactured products must be manufactured in the United States, and the cost of the components of the manufactured product that are mined, produced or manufactured in the United States is greater than 55% of the total cost of all components of the manufactured product, unless another standard that meets or exceeds this standard has been established under applicable law or regulation for determining the minimum amount of domestic content of the manufactured product. ^[1] Therefore, suppliers and contractors are cautioned to identify agency-specific requirements that may differ from BABA.

ABB manufactures BABA-compliant manufactured products, and components manufactured in the United States, from select locations on the map. Products listed on the following pages have eligible options for BABA certificates of compliance as a United States manufactured product or component.


BABA applications

Public infrastructure projects in the United States, which include, at a minimum:

- Government structures and equipment for roads, highways and bridges
- Transportation and airports
- Electrical transmission facilities and utilities
- Broadband infrastructure
- Electric vehicle (EV) charging

Benefits of BABA with ABB

- Bid on government-funded projects in the U.S.
- Access to government agency grants
- Certified BABA compliance, providing peace of mind
- Localized supply chain, reducing delays
- Supports US-based manufacturing
- Boosts local economic resilience

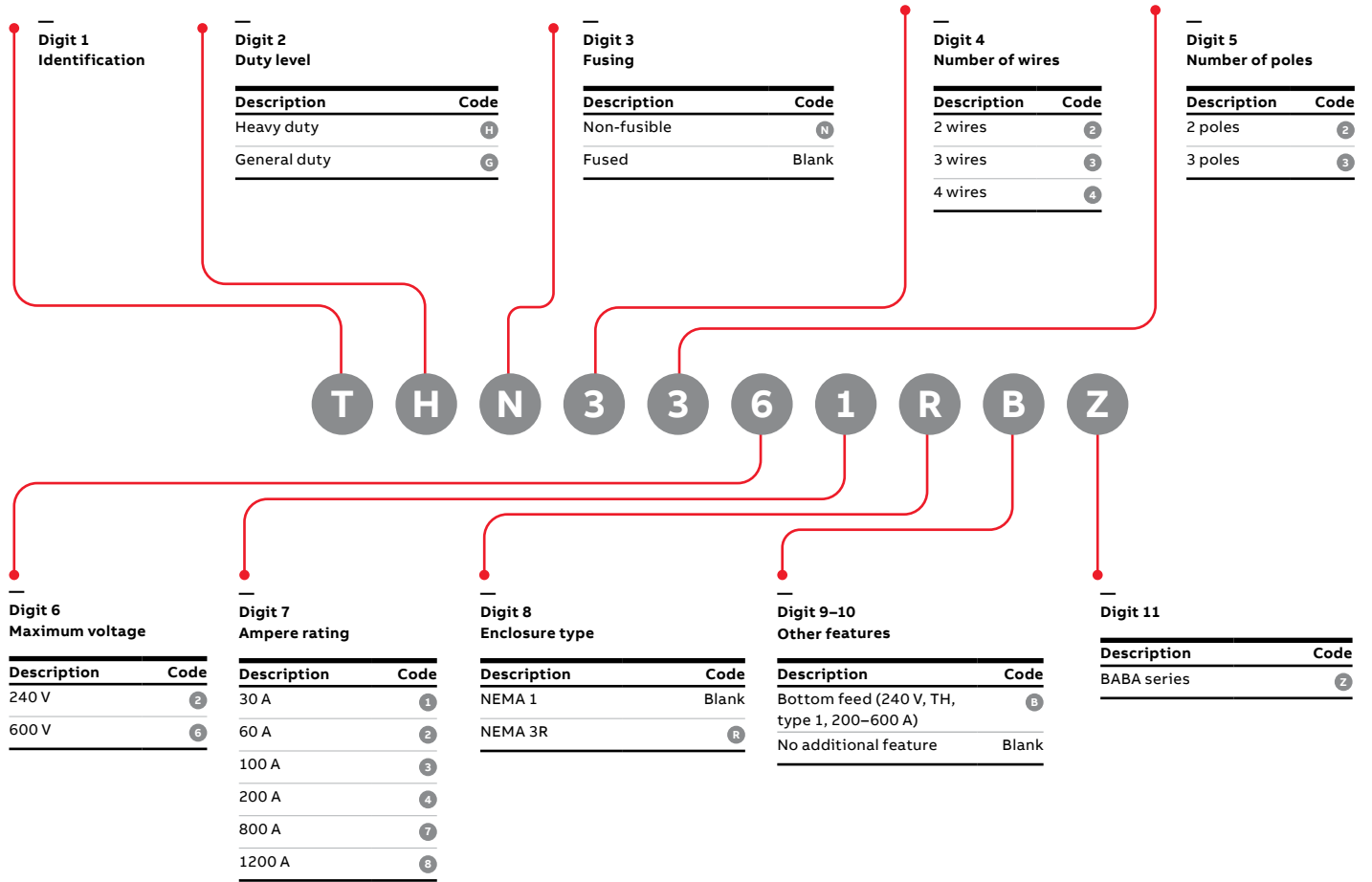


BABA products and solutions

Heavy duty safety switches

30–200 A, 800–1200 A

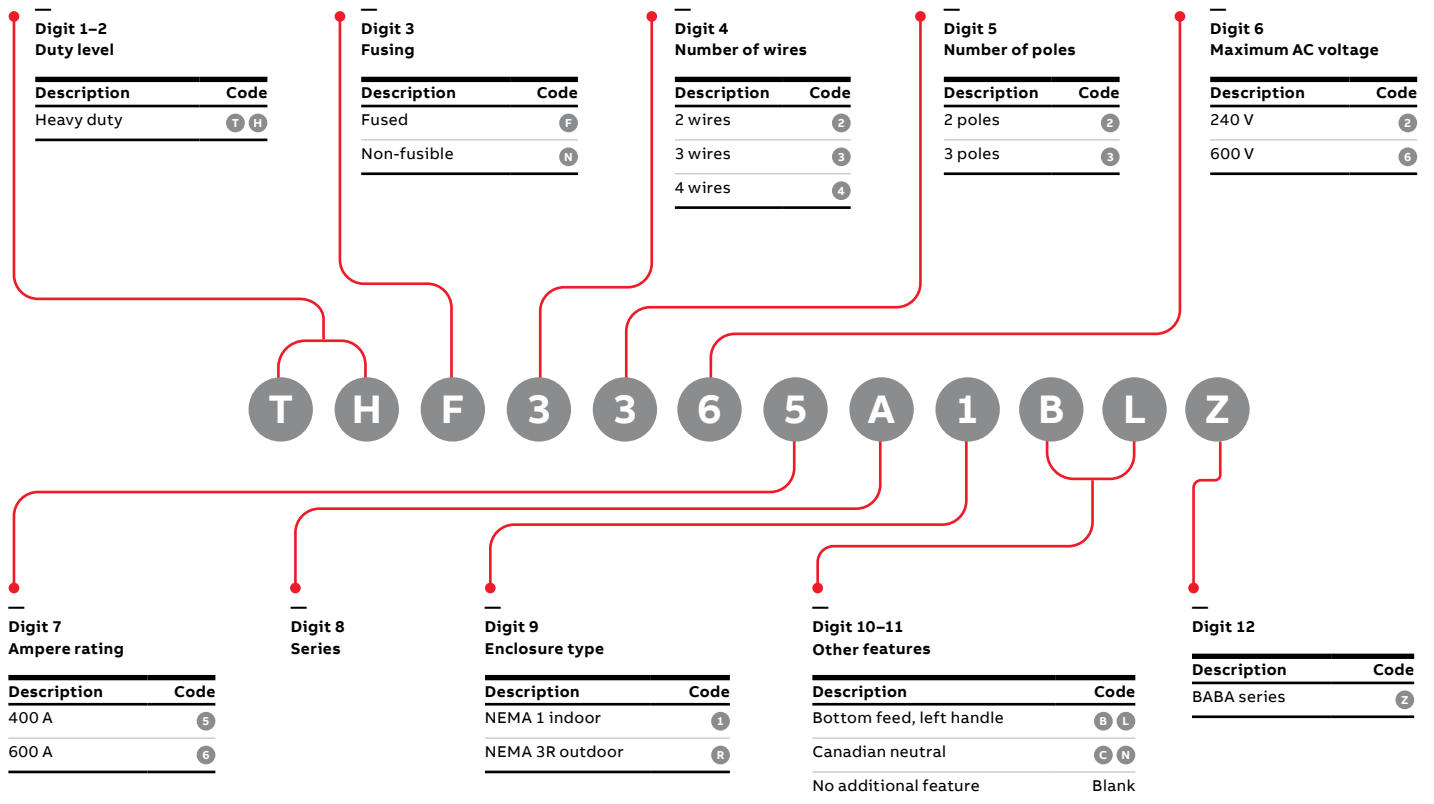
05



BABA products and solutions

Heavy duty safety switches

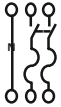

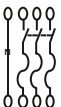
400-600 A




BABA products and solutions

Heavy duty 240 V

Heavy duty safety switches — 240 V AC — fusible

	Amperage rating	NEMA type 1 indoor	NEMA type 3R outdoor	Ground kit	Neutral kit	Standard fuse class	Class J fuse kit	Product number			Auxiliary contact kits	
								Class T fuse kit	Class R fuse rejection kit		SPDT	DPDT
2-pole / 3-wire												
	30	TH3221Z ⁴	TH3221RZ ⁴	TGL1Z	Factory installed	H, K and R	Move load - block ⁴	-	TRK12BZ	THAUX61SZ	THAUX21DZ	
	60	TH3222Z ⁴	TH3222RZ ⁴					-	TRK22AZ	-	THAUX64DZ	
	100	TH3223Z ⁴	TH3223RZ ⁴	TGN3Z	-	TRK46AZ	-					
	200	TH3224Z ^{1,4}	TH3224RZ ^{3,4}		-		-					
	400	THF3225A1Z ^{1,4}	THF3225ARZ ⁴	TGL6Z		THT5AZ	TRK56AZ	-	THAUX66DAZ			
	600	THF3226A1Z ¹	THF3226ARZ ²			THJ6Z	THT6AZ	TRK66AZ	-			
3-pole / 3-wire												
	400	THF3325A1Z ⁴	THF3325ARZ ⁴	TGL6Z	TNI65Z or TNI64A750Z	H, K and R	Move load - block ⁴	THT5AZ	TRK56AZ	-	THAUX66DAZ	
	600	THF3326A1Z ⁴	THF3326ARZ		TNI66Z		THJ6Z	THT6AZ	TRK66AZ	-		
3-pole / 4-wire												
	30	TH4321Z ⁴	TH4321RZ ⁴	TGL1Z	Factory Installed	H, K and R	Move load - block ⁴	-	TRK12BZ	THAUX61SZ	THAUX21DZ	
	60	TH4322Z ⁴	TH4322RZ ⁴					-	TRK22AZ	-	THAUX64DZ	
	100	TH4323Z ⁴	TH4323RZ ⁴	TGN3Z	-	TRK46AZ	-					
	200	TH4324Z ^{1,4}	TH4324RZ ⁴		-		-					
	400	THF4325A1Z ^{1,4}	THF4325ARZ ⁴	TGL6Z		THT5AZ	TRK56AZ	-	THAUX66DAZ			
	600	THF4326A1Z ¹	THF4326ARZ ^{2,4}			THJ6Z	THT6AZ	TRK66AZ	-			

Heavy duty safety switches — 240 V AC — non-fusible (see 600 V AC for complete offering)

	Amperage rating	NEMA type 1 indoor	NEMA type 3R outdoor	Ground kit	Neutral kit	Standard fuse class	Class J fuse kit	Product number			Auxiliary contact kits	
								Class T fuse kit	Class R fuse rejection kit		SPDT	DPDT
Non-fusible, 240 V AC / 3-pole / 3-wire												
	30	THN3321Z ⁴	-	TGL1Z	TNI21Z	-	-	-	-	-	THAUX61SZ	THAUX21DZ

¹ Type 1 enclosure: 200 ampere devices available factory reversed for bottom feed. For 200 ampere devices, add "B" suffix. For 400–600 ampere devices, add "BL" suffix. Handle will be on the left side.

³ For switches suitable for service entrance applications in Canada, order TH3267C, TH3267RC, TH3268C or TH3268RC.



⁴ Switches may be adapted to accept Class J fuses without a kit by moving the load-block toward the switch base and remounting.

⁵ May require additional provisions when 1200 A fuses are used to meet NEC 240.67 2017 or later.


BABA products and solutions

Heavy duty 600 V

Heavy duty safety switches — 600 V AC — fusible

	Amperage rating	NEMA type 1 indoor	NEMA type 3R outdoor	Ground kit	Neutral kit	Standard fuse class	Class J fuse kit	Class T fuse kit	Class R fuse rejection kit	Product number		Auxiliary contact kits		
										SPDT	DPDT			
3-pole / 3-wire														
	30	TH3361Z ⁵	TH3361RZ ⁵	TGL1Z	TNI62Z	H, R and R	Move load-block ⁴			TRK16Z	THAUX61SZ	THAUX21DZ		
	60	TH3362Z ⁵	TH3362RZ ⁵		TNIA62Z						TRK26AZ	-	THAUX64DZ	
	100	TH3363Z ⁵	TH3363RZ ⁵	TNG3Z	TNIA63Z						TRK46AZ	-		
	200	TH3364Z ¹	TH3364RZ		TNIA64Z							-		
	400	THF3365A1Z ¹	THF3365ARZ	TGL6Z	TNI65Z or TNI65A750Z						TRK56AZ	-	THAUX66DAZ	
	600	THF3366A1Z ¹	THF3366ARZ		TNI66Z		THJ6Z				TRK66AZ	-		
	800	TC72367Z ⁷	TC72367RZ	8	TNI67Z		L	-	-	-	-	-	-	-
1200	TC72368Z ⁶	TC72368RZ ⁶	8	TNI68AZ			-	-	-	-	-	-	-	
3-pole / 4-wire														
	30	TH4361Z ⁵	TH4361RZ ⁵	TGL1Z	Factory Installed	H, K and R	Move load-block ⁴			TRK16BZ	THAUX61SZ	THAUX21DZ		
	60	TH4362Z ⁵	TH4362RZ ⁵								TRK26AZ	-	THAUX21DZ	
	100	TH4363Z ⁵	TH4363RZ ⁵	TNG3Z						TRK46AZ	-			
	200	TH4364Z ⁵	TH4364RZ ⁵								-			

Heavy duty safety switches – 600 V AC – non-fusible

	Amperage rating	NEMA type 1 indoor	NEMA type 3R outdoor	Ground kit	Neutral kit	Standard fuse class	Class J fuse kit	Class T fuse kit	Class R fuse rejection kit	Product number		Auxiliary contact kits	
										SPDT	DPDT		
3-pole / 3-wire													
	30	THN3361Z ⁴	THN3361RZ	TGL1Z	TNI62Z	-	-	-			THAUX61SZ	THAUX21DZ	
	60	THN3362Z ⁴	THN3362RZ		TNIA62Z							THAUX64DZ	
	100	THN3363Z	THN3363RZ	TGN3Z	TNIA63Z								
	200	THN3364Z ¹	THN3364RZ		TNIA64Z								
	400	THN3365A1Z ¹	THN3365ARZ	TGL6Z	TNI65Z or TNI64A750Z							THAUX66DAZ	
	600	THN3366A1Z ¹	THN3366ARZ		TNI66Z								

¹ Type 1 enclosure: 200 ampere devices available factory reversed for bottom feed. For 200 ampere devices, add "B" suffix. For 400–600 ampere devices, add "BL" suffix. Handle will be on the left side.

² For switches 30–200 A, CSA certified for service entrance, add "C" suffix, For 400–600 A, add "CN" suffix. Will include solid neutral.

³ For switches suitable for service entrance applications in Canada, order TH3267C, TH3267RC, TH3268C or TH3268RC.

⁴ Available with field-installable copper lug kit (line, load, ground), "CLZ"

⁵ Switches may be adapted to accept Class J fuses without a kit by moving the load-block toward the switch base and remounting

⁶ May require additional provisions when 1200 A fuses are used to meet NEC 240.67 2017 or later

⁷ Rated 600 V AC only. Accepts Class L fuses only. Type HD electrical performance does not apply

⁸ Neutral kit is groundable and bondable

—
06

Double throw (type TC and TDT)

Double throw safety switches


—
01 60 A fusible 3-pole
600 V NEMA 1
TDT3362

Double throw safety switches are designed for applications where safety, high performance and continuity of service are required. Double throw safety switches are used for switching one load between two different power sources such as utility and backup generators. Applications include commercial buildings, healthcare facilities, manufacturing/mining and more.

Our double throw safety switches meet the following standards:

- UL listed and cUL listed (UL 98 enclosed switches/CSA C22.2 No. 4-04)
- Federal specification W-S-865C
- NEMA enclosed switch standard KS1
- Seismic certified

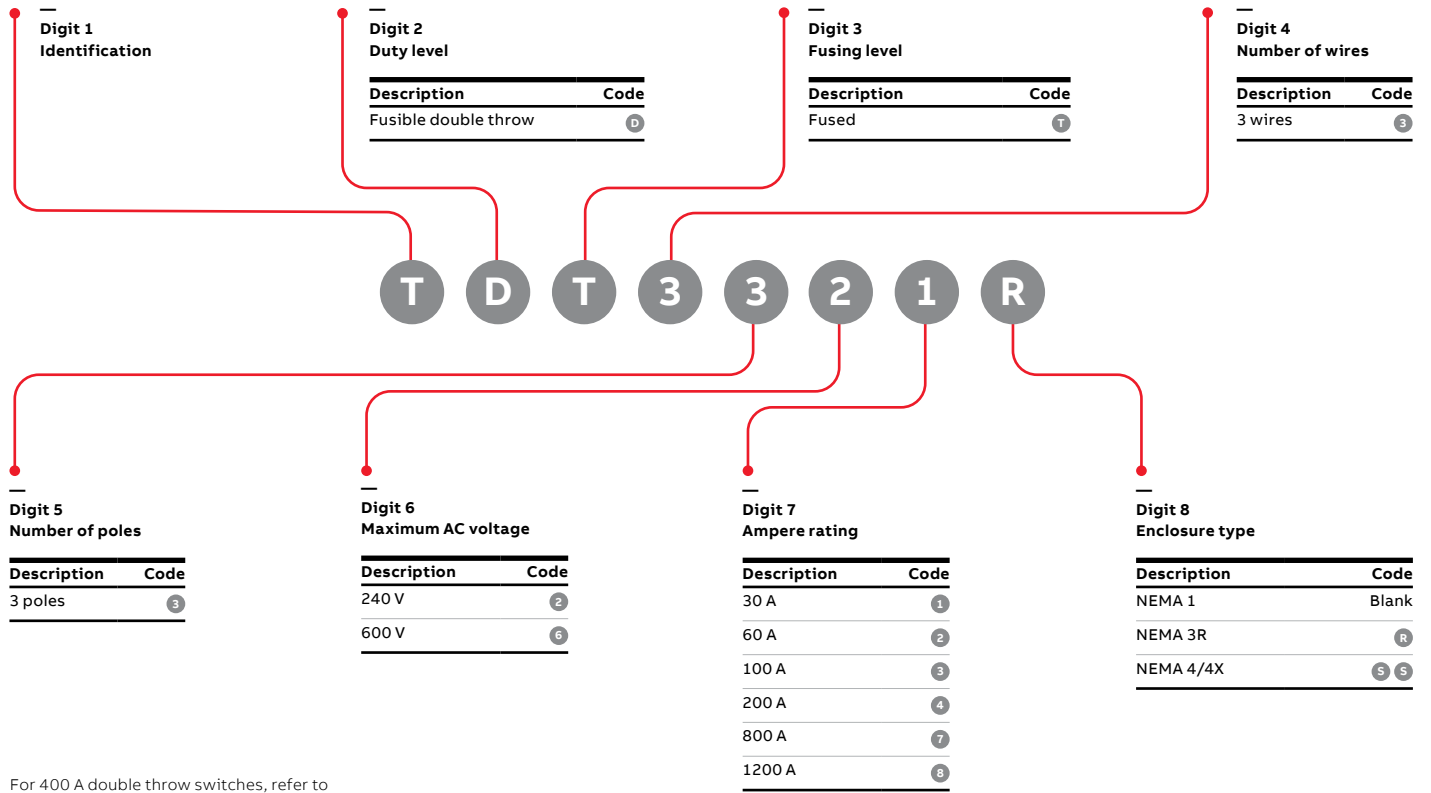
Features



- Safety
- Ease of installation and maintenance

Double throw safety switches

Product number structure



For 400 A double throw switches, refer to 400–600 A product selection table on page 7.

Double throw switches

Type TC, TDN and TDT, NEMA types 1 and 3R

- 30–1200 amperes
- 240 volts AC, 250 volts DC
- 50/60 Hz

Double throw switches — 240 V AC — fusible

	Amperage rating	NEMA Type 1 indoor	NEMA Type 3R outdoor	Ground kit	Neutral kit	Standard fuse class	Class R fuse kit	Class T fuse kit	Class J fuse kit	Auxiliary contact kits		Control pole	Product number	Suitable for use as service entrance equipment
										1NO/1NC	2NO/2NC			
3-pole / 3-wire														
	30	TDT3321	TDT3321R	DS100GK	DT100NK	H	DS12FK	–	–	DS200EK1	DS200EK2	DS16CP		With DT100NK
	60	TDT3322	TDT3322R				DS16FK	–	–					
	100	TDT3323	TDT3323R				DS36FK	–	–					
	200	TDT3324	TDT3324R	DS200GK	DT200NK		DS46FK	–	Move load block ²					With DT200NK
	400	TDT3325	TDT3325R	DS468NK	DS800NK		DS56FK	DS526TK ⁵	–					With DS800NK
	600	TDT3326 ³	TDT3326R ³				J	–	DT626TK ⁵	–				With DT800NK
	800	TDT3327 ³	TDT3327R ³				L	–	DT726TK ⁵	–				With DS800NK
	1200	TDT3328 ³	TDT3328R ³		DT1200NK		–	Move load block ¹	–					With DT1200NK

Double throw switches — 240 V AC — non-fusible

	Amperage rating	NEMA Type 1 indoor	NEMA Type 3R outdoor	Ground kit	Neutral kit	Standard fuse class	Class R fuse kit	Class T fuse kit	Class J fuse kit	Auxiliary contact kits		Control pole	Product number	Suitable for use as service entrance	
										1NO/1NC	2NO/2NC				
3-pole / 3-wire															
	30	TC35321	TC35321R	TGL1	TNK100	–	–	–	–		THAUXDT	–		Yes ⁶	
	60	TC35322	TC35322R												
	100	TC35323	TC35323R	TNG3											
	200	TC35324	TC35324R		TNK200										
	400	TDN3325A1	TDN3325AR	Factory installed	TNK400										
	600	TC35326	–												No
			–	TC35326R	DS468GK	DT600NK					DS200EK1	DS200EK2	DS16CP		With DT600NK
	800	TC35327 ⁴	TC35327R ⁴			DT800NK									With DT800NK
1200	TC35328	TC35328R			DT1200NK									With DT1200NK	

¹ Switches may be adapted to accept Class T fuses without a kit by moving the load-block toward the switch base and remounting.
² Switches may be adapted to accept Class J fuses without a kit by moving the load-block toward the switch base and remounting.
³ Stacked design requiring only one set of fuses.
⁴ Available with factory-installed neutral, add "N" suffix. For example: TC35327N. Suitable for use as service entrance equipment with factory-installed neutral.
⁵ Kits come with 1 pole; must order 3 kits for one 3 pole switch.
⁶ Not suitable for service entrance use in Canada

Double throw switches

Type TC and TDT, NEMA types 1 and 3R

01 400 A non-fusible
3-pole 240 V NEMA 1
TDN3325A1



01

Digit 1-4
Double-throw non-fusible identification



Digit 6
Maximum AC voltage

Description	Code
240 V	2
600 V	6

Digit 5
Number of-poles

Description	Code
3-poles	3

Digit 7
Ampere rating

Description	Code	Description	Code
30 A	1	400 A	5
60 A	2	600 A	6
100 A	3	800 A	7
200 A	4	1200 A	8

Digit 8
Enclosure type

Description	Code
NEMA 1	Blank
NEMA 3R	R
NEMA 4/4X	S S

For 400 A double throw switches, refer to 400–600 A product selection table on page 4.

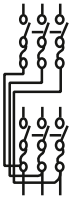
06

Double throw switches


Type TC and TDT, NEMA types 1 and 3R

- 30–1200 amperes
- 600 volts AC, 250 volts DC
- 50/60 Hz

Double throw switches — 600 V AC — fusible

	Amperage rating	NEMA type 1 indoor	NEMA type 3R outdoor	Ground kit	Neutral kit	Standard fuse class	Class R fuse kit	Class T fuse kit	Class J fuse kit	Auxiliary contact kits		Control pole	Product number	Suitable for use as service entrance equipment
										1NO/1NC	2NO/2NC			
	3-pole / 3-wire													
	30	TDT3361	TDT3361R	DS100GK	DT100NK	H	DS12FK	–	–	DS200EK1	DS200EK2	DS16CP		With DT100NK
	60	TDT3362	TDT3362R				DS16FK	–	–					
	100	TDT3363	TDT3363R				DS36FK	–	–					
	200	TDT3364	TDT3364R	DS200GK	DT200NK		DS46FK	–	Move load block ²					With DT200NK
	400	TDT3365	TDT3365R	DS468GK	DT800NK	T	–	–	DT400JK ¹⁰					With DS800NK
	600	TDT3366 ³	TDT3366R ³				J	–	DT666TK ⁹	–				With DT800NK
	800	TDT3367 ³	TDT3367R ³				L	–	DS766TK ⁹	–				With DT800NK
1200	TDT3368 ^{3,4}	TDT3368R ^{3,4}		DT1200NK		–	–	Move load block ¹	–				With DT1200NK	

Double throw switches — 600 V AC — non-fusible

	Amperage rating	NEMA type 1 indoor	NEMA type 3R outdoor	Ground kit	Neutral kit	Standard fuse class	Class R fuse kit	Class T fuse kit	Class J fuse kit	Auxiliary contact kits		Control pole	Product number	Suitable for use as service entrance equipment
										1NO/1NC	2NO/2NC			
	3-pole / 3-wire													
	30	TC35361	TC35361R	DS100GK	DT100NK	–	–	–	–	DS200EK1	DS200EK2	DS16CP		With DT100NK
	60	TC35362	TC35362R	TGL1	TNK100					THAUXDT		–		Yes ¹¹
	100	TC35363	TC35363R	TNG3	TNK100					THAUXDT		–		Yes ¹¹
	200	TC35364	TC35364R	TNG3	TNK200					THAUXDT		–		Yes ¹¹
	400	TDN3365A1	TDN3365AR	Factory installed	TNK400					THAUXDT		–		Yes
	600	TC35366 ^{5,6,7}	–	Factory installed	–					–	–	–		No
		–	TC35366R	DS468GK	DT600NK					DS200EK1	DS200EK2	DS16CP		With DT600NK
		–	–											With DS468GK
	800	TC35367 ⁸	TC35367R ⁸		DT800NK									With DT800BK
	–	–		–									With DS468GK	
1200	TC35368 ⁴	TC35368R ⁴		–DT1200NK ¹²									With DT1200NK	

¹ Switches may be adapted to accept Class T fuses without a kit by moving the load-block toward the switch base and remounting.

² Switches may be adapted to accept Class J fuses without a kit by moving the load-block toward the switch base and remounting.

³ Stacked design requiring only one set of fuses.

⁴ Suitable for use as service entrance equipment except on 1200 A solidly grounded wye systems per NEC 230.95.

⁵ Not UL, cUL or CSA Listed.

⁶ Not suitable for use as service entrance equipment per NEC 702.

⁷ No provision for auxiliary contact kit

⁸ Available with factory-installed neutral, add "N" suffix. For example: TC35367N. Suitable for use as service entrance equipment with factory-installed neutral.

⁹ Kits come with 1 pole; must order 3 kits for one 3-pole switch.

¹⁰ Kits come with 6 poles

¹¹ Not in Canada

¹² 120/208 V AC; 4 wire S/N up to 600 V AC; 3 wire with <150 V AC to ground 277/480 V AC; for continuous industrial process or where the neutral is not solidly grounded or source is intended for a fire pump.

Double throw switches

Technical data

Double throw safety switch short circuit ratings

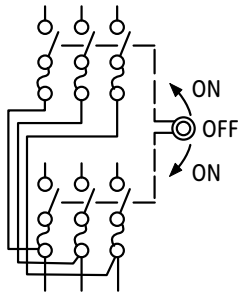
Maximum system voltage	Ampere rating	Class	UL listed fusing		NEMA enclosure type
			Withstand rating (rms sym. amps)		
Fusible					
600 V AC	30–1200	R	100,000		N1
		J	100,000		N3R
		T	100,000		N4X
		L	100,000		
Non-fusible: Fuse withstand ratings apply to non-fused switches when protected by an upstream fuse as listed					
600 V AC	30–1200	No upstream protection	10,000		N1
		R upstream	100,000		N3R
		J upstream	100,000		N4X
		T upstream	100,000		
		L upstream	100,000		

Lug wire sizes line and load terminals

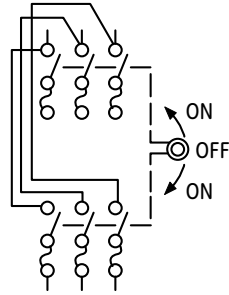
Ampere rating	Wire range AWG/kcmil Cu/Al
30	12–2
60	12–2
100	10–1/0
200	2–250
400	(1) 2–600 or (2) 1/0–250
600	(2) 4–600 ¹
800	(3) 2–600 or (6) 1/0–250
1200	(4) 3/0–800

¹600 kcmil wire restricted to side entry only.

Diagrams



Fusible 3-pole 3-wire 240 V, two sources one load



Fusible 3-pole 3-wire 600 V, one source two loads

96

Double throw switches

Service entrance ratings and fuse class chart

Non-fusible switches				Fusible switches					
Max. voltage	Amps	Product no.	Suitable for use as service equipment	Product no.	Suitable for use as service equipment	When used With a neutral, the following ratings also apply:	Std. fuse class	Optional fuse kit	
120/240	100	TC10323R	Yes	-	-	-	-	-	
	200	TC10324R							
240	30	TC35321	Yes ¹	TDT3321	With DT100NK	120/240 V AC 125/250 V DC 4 Wire S/N	H	R - DS12FK 3P	
		TC35321R		TDT3321R					
	60	TC35322	Yes ¹	TDT3322					R - DS16FK 3P
		TC35322R		TDT3322R					
	100	TC35323	Yes ¹	TDT3323					R - DS36FK 3P
		TC35323R		TDT3323R					
	200	TC10424R	Yes ¹	-	With DT200NK	120/240 V AC 125/250 V DC 4-wire S/N	H	R - DS46FK 3P J - move up	
		TC35324		TDT3324					
		TC35324R		TDT3324R					
	400	TC35325	Yes ¹	TDT3325	With DS800NK	120/240 V AC 125/250 V DC 4-wire S/N	H	R - DS56FK 3P	
		TC35325R		TDT3325R					
	600	TC35326	No	TDT3326			J	T - DT626TK 1P	
			With DS468GK	TDT3326R					
	800	TC35327	With DT800BK	TDT3327			L	T - DT726TK 1P	
		TC35327N	Yes (neutral inc.)	-					
		TC35327R	With DT800BK	TDT3327R					
TC35327RN		Yes (neutral inc.)	-						
1200	TC35328	Yes	TDT3328	With DT1200NK	120/240 V AC 4-wire S/N	L	T - move up		
	TC35328R		TDT3328R						
600	30	TC35361	With DT100NK or DT100BK	TDT3361	With DT100NK	277/480 V AC 4-wire S/N	H	R - DS16FK 3P	
		TC35361R		TDT3361R					
		TC35361SS		TDT3361SS					
	60	TC35362	Yes ¹	TDT3362					R - DS26FK 3P
		TC35362R		TDT3362R					
	100	TC35362SS	With DT100NK or DT100BK	TDT3362SS					
		TC35363	Yes ¹	TDT3363					R - DS36FK 3P
		TC35363R		TDT3363R					
	200	TC35363SS	With DT100NK	TDT3363SS					
		TC35364	Yes ¹	TDT3324	With DT200NK	120/240 V AC 125/250 V DC 4-wire S/N	H	R - DS46FK 3P J - move up	
	TC35364R		TDT3324R						
	400	TC35364SS	With DT200NK or DT200BK	-					
		TC35365	Yes	TDT3365	With DS800NK	277/480 V AC 4-wire S/N	T	J - DT400JK 6P	
	TC35365R	With DT400NK or DT400BK	TDT3365R						
	600	TC35365SS		TDT3365SS					
		TC35366	No	TDT3366			J	T - DT666TK 1P	
TC35366R		With DT600NK or DT600BK	TDT3366R						
800	TC35366SS	With DS468GK	-						
	TC35367	With DT800BK	TDT3367			L	T - DS766TK 1P		
	TC35367N	Yes	-						
	TC35367R	With DT800BK	TDT3367R						
	TC35367RN	Yes	-						
	TC35367SS	With DS468GK	-						
1200	TC35368	With DT1200NK ²	TDT3368	With DT1200NK	2			L	T - move up
	TC35368R		TDT3368R						

¹Not suitable for service entrance in Canada.

²120/208 V AC; 4-wire S/N up to 600 V AC; 3-wire With <150 V to ground 277/480 V AC; for continuous industrial process or where neutral is not solidly grounded or source intended for fire pump.

—

07

Emergency power transfer (type TC)

Emergency power transfer switches


01100 A non-fusible
2-pole 120/240 V
NEMA 3R
TC10323R

Type TC emergency power transfer switches are specifically designed to permit the connection of power from a standby generator or other emergency source of electricity and are ideally suited for outdoor applications in rural dwellings and farm buildings. They are suitable for use as service entrance equipment when installed in accordance with 2017 NEC for service equipment. Emergency power transfer switches are non-fusible and are available in 100–200 amps for 120/240 V three-wire systems and in 200 amps for 240 V four-wire systems, in NEMA type 3R (outdoor) enclosures. The side-operated handle can be locked in either the ON or OFF position.

All our emergency power transfer switches carry the following certifications:

- UL listed and cUL listed (UL 98 enclosed switches/CSA C22.2 No. 4-04)
- Federal specification WS-865C
- NEMA enclosed safety switch standard KS1-2013
- Seismic certified

Features



Amperage rating	Wire range AWG/ Product number NEMA	
	kcmil Cu/Al	type 3 outdoor
Non-fusible 2-pole 3-wire 120/240 V 50/60 Hz		
100	12–1	TC10323R
200	6–250	TC10324R
Non-fusible 3-pole 4-wire 240 V 50/60 Hz		
200	6–250	TC10424R



—
08

Accessories

Safety switch accessories

—
01 Equipment ground kit
TGL1

—
02 Equipment ground kit
TNG3

—
03 Neutral kit insulated,
groundable and bondable
TNIA64

- NEMA type 1 and 3R enclosures
- 30–600 amperes: TG and TH
- 800–1200 amperes: TC (single throw fusible only)

Equipment ground kits

Ampere rating	Product number	Wire range	
		AWG/kcmil copper	AWG/kcmil aluminum
30	TGL1	(4) 14–8, (3) 14–4	(4) 12–8, (3) 6–4
60			
100	TNG3	(3) 10–1/0	(3) 10–1/0
200			
400	TGL6	(3) 2–250	(3) 2–250
600			



—
01

Neutral kit insulated, groundable and bondable

Ampere rating	Product number	System voltage (V AC)	Fusible/non-fusible	Wire range AWG/kcmil copper	Wire range AWG/kcmil aluminum
30	TNI21	240	Either	14–8	12–8
30	TNI62 ¹	600	Either	12–2	12–2
60	TNI62 ¹	600	Non-fusible	12–2	12–2
60	TNIA62	600	Fusible	12–2	12–2
100	TNI63 ¹	600	Non-fusible	10–1/0	10–1/0
100	TNIA63	600	Fusible	10–1/0	10–1/0
200	TNIA64	600	Either	2–250	2–250
400	TNI65	240	Either	(1) 4–600 or (2) 1/0–250	(1) 4–600 or (2) 1/0–250
400	TNI65A750	or 600	Either	(1) 2–750 or (2) 1/0–300	(1) 2–750 or (2) 1/0–300
600	TNI66		Either	(2) 4–600	(2) 4–600
800	TNI67		Fusible	(3) 2–600 or (6) 1/0–250	(3) 2–600 or (6) 1/0–250
1200	TNI68A		Fusible	(4) 3/0–800	(4) 3/0–800

Switching neutral: Order standard switch of required number of poles and use dummy fuse in neutral pole.

¹Not suitable for type TG switches.



—
02



—
03

Safety switch accessories

- NEMA type 1 and 3R enclosures
- Heavy duty switches
- 30–600 Amperes: TH

Auxiliary contact kits

Auxiliary contacts designed to open before switch blades. UL listed for field installation. Product number listed is for field-installed kit.

Ampere rating	No. of poles	Contacts	Contact ratings	Product number
30	2	DPDT	10 A, 125/250 V AC 0.30 A, 125 V DC 0.15 A, 250 V DC	THAUX21D
	3			
30	2	SPDT	15 A, 600 V AC 0.50 A, 125 V DC 0.25 A, 250 V DC	THAUX61S
	3			
60 100 200	2	DPDT	15 A, 600 V AC 0.50 A, 125 V DC 0.25 A, 250 V DC	THAUX64D
	3			
400 600	2	DPDT	15 A, 600 V AC 0.50 A, 125 V DC 0.25 A, 250 V DC	THAUX66DA
	3			
30 60 100	6	DPDT	15 A, 600 V AC 0.50 A, 125 V DC 0.25 A, 250 V DC	THAUX66D
200	6	DPDT	15 A, 600 V AC 0.50 A, 125 V DC 0.25 A, 250 V DC	THAUX66D2

Contact pilot duty ratings — 600 volt kits

Inrush current (A)			AC		DC (resistive)	
Volts	NC	NO	Break normal current	Volts	Break normal current	
115	30	15	15	125		0.5
230	30	15	25	0.25		–
460	30	15	15	–		–
575	15	15	2	–		–

Semi-dust-tight door gasket kits

Types TH indoor, TG and TH outdoor switches. Product number listed is for field-mounted kit.

Ampere rating	Product number
30	THG106
60	
100	
200	THG107

Safety switch accessories

- NEMA type 4/4X, 12 enclosures
- Heavy duty switches
- 30–600 amperes: TH

Auxiliary contact kits

Auxiliary contacts designed to open before switch blades. UL listed for field installation. Product number listed is for field-installed kit. For auxiliary contact kits, see page 34.

Optional copper lug neutrals

Ampere rating	Fusible	Lug wire size, AWG/kcmil, Cu only	Product number
30–60	No	14–4	TNIJA62CL

Neutral kit insulated, groundable and bondable

Ampere rating	Product number	System voltage (V AC)	Fusible/ non-fusible	Lug wire size AWG/ kcmil factory-installed copper	Lug wire size AWG/kcmil factory-installed aluminum	Lug wire size AWG/kcmil field-installed crimp lugs copper	Lug wire size AWG/ kcmil field-installed crimp lugs aluminum
30	TNIJ61	240	Fusible	14–8	12–8	–	–
30	TNIJ61	600	Either	14–8	14–8	14–8	–
60	TNIJ62	600	Fusible	14–2	14–2	8–4	–
60	TNIJA62	600	Non-fusible	14–2	14–2	8–4	–
100	TNIJ63	240 or 600	Either	14–1/0	12–1/0	6–1/0	6–2/0
200	TNIJ64		Either	6–250	6–250	1/0–250	1/0–250
400–600	TNIJ66		Either	(2) 4–600	(2) 4–600	(2) 300–600 or (1) 750	(2) 250–600 or (1) 750

Safety switch accessories

- NEMA type 4/4X, 12 enclosures
- Heavy duty switches
- 30–600 amperes: TH

— Crimp-type connectors — field replaceable¹

Line and load terminals

Switch ampere rating	Lug wire size AWG/kcmil	ABB product number		Burndy product number	
		Copper	Aluminum	Copper	Aluminum
30	14–12	–	–	YAV12 G2	–
30	12–10	–	–	YAV10	–
30	8	54104	–	YAV8C-L	–
60	8	54130	–	YAV8C-L1	–
60	6	54105	–	YAV6C-L	–
60	4	54106	–	YAV4CLY1	–
100	6	54105	60107	–	–
100	4	54106	60112	–	–
100	2	54017	60116	–	–
100	1	54108	60122	–	–
100	1/0	–	–	YA25-L	YA25A1
200	1/0	54153	60129	–	–
200	1/0	54109	60130	–	–
200	2/0	54158	60135	–	–
200	2/0	54110	60136	–	–
200	3/0	54163	60141	–	–
200	3/0	54111	60142	–	–
200	4/0	54168	60147	–	–
200	4/0	54112	60148	–	–
200	250	54173	60153	–	–
200	250	54174	60154	–	–
400 and 600	250	–	60156	–	–
400 and 600	300	54114	60162	–	–
400 and 600	350	54115	60165	–	–
400 and 600	400	54116	–	–	–
400 and 600	500	54118	60171	–	–
400 and 600	600	54120	60174	–	–
400 and 600	750	54123	60178	–	–

— Equipment ground terminals (provision for three per switch)

Switch ampere rating	Lug wire size AWG/kcmil	ABB product number		Burndy product number	
		Copper	Aluminum	Copper	Aluminum
30	10	–	–	–	–
30	8	54104	–	YAV8C-L	–
60	8	54104	–	YAV8C-L	–
100	8	54105	–	–	–
100	6	–	60106	–	–
200	6	54105	–	–	–
200	4	–	60112	–	–
400	3–2	54107	–	–	–
400	1	–	60122	–	–
600	1	54108	–	–	–
600	2/0	–	60134	–	–

¹Not furnished with switches.

Safety switch accessories

—
01 TGRK22 Class
R rejection kit

—
02 TRK46A Class
R rejection kit



—
01

- General duty: TG
- Heavy duty: TH

Class R fusing kit, field-installable, general duty, type TG, UL listed

When specifications permit only Class R fuses to be used, these kits may be installed in the safety switch to deter fuses other than Class R from being installed.

- 30–60 A = Fuse clips
- 100–600 A = Rejection pins
- One kit required per two-pole or three-pole switch

Series prefix	Ampere rating	NEMA enclosure type	Product number
TG	30	1, 3R	TGRK12
	60	1, 3R	TGRK22
	100	1, 3R	TGRK42
	200	1, 3R	TGRK42

Class J fuse field conversion kit, heavy duty, type TH, UL listed

TH switches, 30–400 amperes, 600 volt and 100–400 amperes, 240 volt, may be adapted to accept Class J fuses without a kit by moving the load-block toward the switch base and remounting.

- One kit required per two-pole or three-pole switch

Series prefix	Ampere rating	System voltage (V AC)	Product number
TH	600	240 or 600	THJ6
TH	30–400	600	Move load-block
TH	100–400	240	Move load-block

Class R fusing kit, field-installable, heavy duty, type TH, UL listed

When specifications permit only Class R fuses to be used, these kits may be installed in the safety switch to deter fuses other than Class R from being installed.

- 30–60 A = Fuse clips
- 100–600 A = Rejection pins
- One kit required per two-pole or three-pole switch



—
02

Series prefix	Ampere rating	System voltage (V AC)	NEMA enclosure type	Product number
TH	30	240	1, 3R, 4/4X, 12	TRK12B
		600	1, 3R	TRK16B
	60	240	4/4X, 12	TRK16SA
		600	1, 3R, 4/4X, 12	TRK22A
	100	240	1, 3R, 4/4X, 12	TRK26A
		600		
	100	240	4/4X, 12	TPBRK36A
		600		
	200	240	1, 3R, 4/4X, 12	TRK46A
		600		
	400	240	1, 3R, 4/4X, 12	TRK56A ¹
		600		
600	240	1, 3R, 4/4X, 12	TRK66A ¹	
	600			

¹ Also suitable for general duty

Safety switch accessories

- 01 TC200 universal raintight hub
- 02 THRPLHD6 replacement handle



01

Universal raintight aluminum hubs

For outdoor enclosures that have removable closing caps.

Nominal conduit diameter (in.)	Product number
¾	TC75
1	TC100
1¼	TC125
1½	TC150
2	TC200
2½	TC250

Closing cap for universal raintight aluminum hub

Product number

TCCP

Replacement red handle grip for HD switches

Product number

THGRIP




02

Replacement handles for HD switches

Amps min.	Amps max.	Max. volts	Steel type	Description	Product number
30	30	240	Steel	Handle and pouch	THRPLHDL1
30	30	600	Steel		THRPLHDL2
60	200	600	Steel		THRPLHDL3
30	200	600	Stainless		THRPLHDL4
400	600	600	Steel		THRPLHDL6A
600	600	600	Stainless		THRPLHDL7A

Safety switch accessories

01 THSHLD1



01

Line shield replacement and upgrade kits

Line shield kits for 2020 NEC 230.62 service entrance barriers. Clear plastic unless otherwise noted.

Amperage	HD 600 V replacement kit		HD 240 V upgrade kit		GD 240 V upgrade kit	
	Product number	Series A ⁴	Product number	Series A ⁴	Product number	Series A ⁴
30	THSHLD1	-	THSHLD0 ^{2,3}	-	THSHLD0 ³	-
60	THSHLD3	-	THSHLD1	-	THSHLD1	-
100	THSHLD3 ¹	-	THSHLD3 ¹	-	THSHLD3	-
200	THSHLD4	-	THSHLD4	-	THSHLD4	-
400	THSHLD6	THSHLD5A	THSHLD6	THSHLD5A	-	THSHLD5A
600	THSHLD6	THSHLD6A	THSHLD6	THSHLD6A	-	THSHLD6A
800	THSHLD8	-	THSHLD8	-	-	-
1200	THSHLD8	-	THSHLD8	-	-	-

¹ Use THSHLD4 for 100 A NEMA 5/12 or NEMA 4X

² Replacement kit only

³ Fiberboard shield

⁴ Series A products (i.e., TH3365A1)

—
09

Dimensions

Safety switch enclosure dimensions

General duty, NEMA type 1

General duty, NEMA type 1
Approximate dimensions in inches

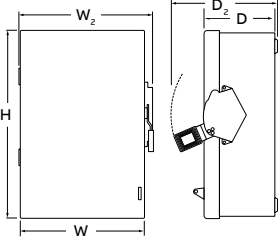
Diagram	Product number	Dimension H	Dimension W (box)	Dimension W ₂ (w/handle)	Dimension D (box)	Dimension D ₂ (w/handle)	Weight (lbs.)	Drawing #	KO figure number
	TG3221	10.3	6.4	6.9	3.3	6.3	5	10103091SH104	1
	TG3222	13.8	8.4	8.9	4.0	7.9	10	10103091SH104	15
	TG3223	21.3	9.4	10.6	4.9	9.9	16	10103091SH108	3
	TG3224	29.1	13.4	14.6	5.2	9.3	30	10103091SH108	4
	TG3224B	29.1	13.4	14.6	5.2	9.3	30	10103091SH108	4
	TG3225	49.4	21.6	22.8	8.7	14.6	102	10103091SH116	5
	TG3225B	49.4	21.6	22.8	8.7	14.6	102	10103091SH116	5
	TG3226	49.9	22.9	24.1	9.0	14.8	107	10103091SH116	6
	TG3325	49.4	21.6	22.8	8.7	14.6	107	10103091SH116	7
	TG3325B	49.4	21.6	22.8	8.7	14.6	107	10103091SH116	7
	TG3326	49.9	22.9	24.1	9.0	14.8	124	10103091SH116	6
	TG3326B	49.9	22.9	24.1	9.0	14.8	124	10103091SH116	6
	TG4321	10.3	6.4	6.9	3.3	6.3	5	10103091SH104	1
	TG4322	13.8	8.4	8.9	4.0	7.9	10	10103091SH104	15
	TG4323	21.3	9.4	10.6	4.9	9.9	17	10103091SH108	3
	TG4324	29.1	13.4	14.6	5.2	9.3	32	10103091SH108	4
	TG4324B	29.1	13.4	14.6	5.2	9.3	32	10103091SH108	4
	TG4325	49.4	21.6	22.8	8.7	14.6	111	10103091SH116	7
	TG4325B	49.4	21.6	22.8	8.7	14.6	111	10103091SH116	7
	TG4326	49.9	22.9	24.1	9.0	14.8	126	10103091SH116	6
	TG4326B	49.9	22.9	24.1	9.0	14.8	126	10103091SH116	6
	TGN3321	10.3	6.4	6.9	3.3	6.3	5	10103091SH104	1
	TGN3322	13.8	8.4	8.9	4.0	7.9	10	10103091SH104	15
	TGN3323	21.3	9.4	10.6	4.9	9.9	16	10103091SH108	3
	TGN3324	29.1	13.4	14.6	5.2	9.3	30	10103091SH108	4
	TGN3324B	29.1	13.4	14.6	5.2	9.3	30	10103091SH108	4
	TGN3325	49.4	21.6	22.8	8.7	14.6	118	10103091SH116	7
	TGN3325B	49.4	21.6	22.8	8.7	14.6	118	10103091SH116	7
	TGN3326	49.9	22.9	24.1	9.0	14.8	120	10103091SH116	6
	TGN3326B	49.9	22.9	24.1	9.0	14.8	120	10103091SH116	6
	TGF3225A1	49.4	22.9	24.58	8.51	13.28	101	15QC920077D0201	No KO
	TGF4325A1	49.4	22.9	24.58	8.51	13.28	107	15QC920077D0201	No KO
TGF4325A1BL	49.4	22.9	24.58	8.51	13.28	107	15QC920081D0201	No KO	
TGN3325A1	49.4	22.9	24.58	8.51	13.28	102	15QC920077D0201	No KO	
TGF3226A1	54	22.9	24.58	8.51	13.28	109	15QC920077D0201	No KO	
TGF4326A1	54	22.9	24.58	8.51	13.28	117	15QC920077D0201	No KO	
TGN3326A1	49.4	22.9	24.58	8.51	13.28	107	15QC920077D0201	No KO	
TGF4326A1BL	54	22.9	24.58	8.51	13.28	117	15QC920081D0201	No KO	

Safety switch enclosure dimensions

Heavy duty, NEMA Type 1

Heavy duty, NEMA Type 1

Approximate dimensions in inches

Diagram	Product number	Dimension H	Dimension W (box)	Dimension W2 (w/handle)	Dimension D (box)	Dimension D2 (w/handle)	Weight (lbs.)	Drawing #	KO figure number
	TH2261DC	12.6	8.3	9.5	5.4	7.6	11	10103091SH102	15
	TH2261DCVW	12.6	8.3	9.5	5.9	7.6	11	1SQC920055D0201	15
	TH2262DC	21.3	9.1	9.4	5.0	8.6	18	10103091SH102	3
	TH2262DCVW	21.3	9.1	9.4	5.5	8.6	18	1SQC920055D0201	3
	TH2263DC	22.3	9.3	10.1	4.8	9.8	19	10103091SH105	14
	TH2263DCVW	22.3	9.3	10.1	5.3	9.8	19	1SQC920055D0201	14
	TH3221	10.3	6.3	7.1	3.3	6.1	6	10103091SH102	1
	TH3222	17.6	9.4	10.1	5.0	9.0	15	10103091SH102	3
	TH3222VW	17.6	9.4	10.1	5.5	9.0	15	1SQC920055D0201	3
	TH3223	21.3	9.3	10.1	4.8	9.8	17	10103091SH105	3
	TH3223VW	21.3	9.3	10.1	5.3	9.8	17	1SQC920055D0201	3
	TH3224	31.5	13.3	14.1	5.1	10.5	33	10103091SH105	4
	TH3224VW	31.5	13.3	14.1	5.6	10.5	33	1SQC920055D0201	4
	TH3224B	31.5	13.3	14.1	5.1	10.5	33	10103091SH105	4
	TH3224C	31.5	13.3	14.1	5.1	10.5	33	10103091SH105	4
	TH3224CVW	31.5	13.3	14.1	5.6	10.5	33	1SQC920056D0201	4
	TH3225	50.9	22.9	23.6	8.3	14.4	120	10103091SH112	6
	TH3225B	50.9	22.9	23.6	8.3	14.4	120	10103091SH112	6
	TH3225C	50.9	22.9	23.6	8.3	14.4	135	10103091SH112	6
	TH3226	50.9	22.9	23.6	8.3	14.4	134	10103091SH112	6
	TH3226B	50.9	22.9	23.6	8.3	14.4	134	10103091SH112	6
	TH3226C	50.9	22.9	23.6	8.3	14.4	134	10103091SH112	6
	TH3267C	61.5	40.8	44.0	11.9	18.5	500	10103091SH112	6
	TH3268C	76.6	46.6	45.8	12.9	18.9	480	10103091SH112	6
	TH3325	50.9	22.9	23.6	8.3	14.4	126	10103091SH112	6
	TH3325B	50.9	22.9	23.6	8.3	14.4	126	10103091SH112	6
	TH3326	50.9	22.9	23.6	8.3	14.4	138	10103091SH112	6
	TH3326B	50.9	22.9	23.6	8.3	14.4	138	10103091SH112	6
	TH3361	12.6	8.3	9.5	4.0	7.6	11	10103091SH102	15
	TH3361VW	12.6	8.3	9.5	4.5	7.6	11	1SQC920055D0201	15
	TH3362	21.3	9.1	9.4	5.0	8.6	18	10103091SH102	3
	TH3362VW	21.3	9.1	9.4	5.0	8.6	18	1SQC920055D0201	3
	TH3363	22.3	9.3	10.1	4.8	9.8	18	10103091SH105	14
	TH3363VW	22.3	9.3	10.1	5.3	9.8	18	1SQC920055D0201	14
	TH3364	31.5	13.3	14.1	5.1	10.5	33	10103091SH105	4
	TH3364VW	31.5	13.3	14.1	5.6	10.5	33	1SQC920055D0201	4
	TH3364B	31.5	13.3	14.1	5.1	10.5	34	10103091SH105	4
	TH3365	53.9	22.9	23.6	8.3	14.4	126	10103091SH112	6
	TH3365B	53.9	22.9	23.6	8.3	14.4	122	10103091SH112	6
	TH3366	53.9	22.9	23.6	8.3	14.4	139	10103091SH112	6
	TH3366B	53.9	22.9	23.6	8.3	14.4	139	10103091SH112	6
	TH4321	10.3	6.3	7.1	3.3	6.1	6	10103091SH102	1

Safety switch enclosure dimensions

Heavy duty, NEMA type 1

Heavy duty, NEMA type 1

Approximate dimensions in inches

Diagram	Product number	Dimension H	Dimension W (box)	Dimension W2 (w/handle)	Dimension D (box)	Dimension D2 (w/handle)	Weight (lbs.)	Drawing #	KO figure number
	TH4322	17.6	9.4	10.1	5.0	9.0	16	10103091SH102	3
	TH4322VW	17.6	9.4	10.1	5.5	9.0	16	1SQC920055D0201	3
	TH4323	21.3	9.3	10.1	4.8	9.8	17	10103091SH105	3
	TH4323VW	21.3	9.3	10.1	5.3	9.8	17	1SQC920056D0201	3
	TH4324	31.5	13.3	14.1	5.1	10.5	33	10103091SH105	4
	TH4324VW	31.5	13.3	14.1	5.6	10.5	33	1SQC920056D0201	4
	TH4324B	31.5	13.3	14.1	5.1	10.5	32	10103091SH105	4
	TH4324C	31.5	13.3	14.1	5.1	10.5	32	10103091SH105	4
	TH4324CVW	31.5	13.3	14.1	5.6	10.5	32	1SQC920056D0201	4
	TH4325	50.9	22.9	23.6	8.3	14.4	128	10103091SH112	6
	TH4325B	50.9	22.9	23.6	8.3	14.4	128	10103091SH112	6
	TH4325C	50.9	22.9	23.6	8.3	14.4	128	10103091SH112	6
	TH4326	50.9	22.9	23.6	8.3	14.4	139	10103091SH112	6
	TH4326B	50.9	22.9	23.6	8.3	14.4	139	10103091SH112	6
	TH4326C	50.9	22.9	23.6	8.3	14.4	80	10103091SH112	6
	TH4361	12.6	8.3	9.5	4.0	7.6	11	10103091SH102	15
	TH4361VW	12.6	8.3	9.5	4.5	7.6	11	1SQC920055D0201	15
	TH4362	21.3	9.1	9.4	5.0	8.6	18	10103091SH102	3
	TH4362VW	21.3	9.1	9.4	5.5	8.6	18	1SQC920055D0201	3
	TH4363	22.3	9.3	10.1	4.8	9.8	18	10103091SH105	14
	TH4363VW	22.3	9.3	10.1	5.3	9.8	18	1SQC920056D0201	14
	TH4364	31.5	13.3	14.1	5.1	10.5	33	10103091SH105	4
	TH4364VW	31.5	13.3	14.1	5.6	10.5	33	1SQC920056D0201	4
	TH4364C	31.5	13.3	14.1	5.1	10.5	32	10103091SH105	4
	TH4364CVW	31.5	13.3	14.1	5.6	10.5	32	1SQC920056D0201	4
	TH4365C	53.9	22.9	23.6	8.3	14.4	132	10103091SH112	6
	TH4366C	53.9	22.9	23.6	8.3	14.4	132	10103091SH112	6
	TH4367C	61.5	40.8	44.0	11.9	18.5	331	10103091SH118	No KO
	TH4368C	76.6	46.6	45.8	12.9	18.9	377	10103091SH118	No KO
	TH6621	14.4	18.7	19.9	5.9	12.3	33	10103091SH121	20
	TH6622	23.9	18.7	19.9	5.9	12.7	40	10103091SH121	20
	TH6623	23.9	18.7	19.8	5.8	10.9	45	10103091SH127	20
	TH6624	35.1	26.0	26.8	5.7	10.4	45	10103091SH127	20
TH6661	14.4	18.7	19.9	5.9	12.3	33	10103091SH121	20	
TH6662	23.9	18.7	19.9	5.9	12.7	46	10103091SH121	20	
TH6663	23.9	18.7	19.8	5.8	10.9	46	10103091SH127	20	
TH6664	35.1	26.0	26.8	5.7	10.4	45	10103091SH127	20	
THN2261DC	10.3	8.3	9.3	4.0	7.7	9	10103091SH102	15	
THN2261DCVW	12.6	8.3	9.3	4.5	7.7	9	1SQC920055D0201	15	
THN2262DC	23.4	13.4	15.3	5.0	10.1	15	10103091SH102	3	
THN2262DCVW	23.4	13.4	15.3	5.5	10.1	15	1SQC920055D0201	3	
THN2263DC	17.6	9.3	10.1	4.8	9.8	23	10103091-SH105	3	
THN2263DCVW	17.6	9.3	10.1	5.3	9.8	23	1SQC920056D0201	3	
THN3321	10.3	6.3	7.1	3.3	6.1	6	10103091SH102	1	
THN3361	10.3	8.3	9.3	4.0	7.7	9	10103091SH102	15	
THN3361VW	12.6	8.3	9.3	4.5	7.7	9	1SQC920055D0201	15	
THN3361CL	10.3	8.3	9.3	4.0	7.7	9	10103091SH102	15	

Safety switch enclosure dimensions

Heavy duty, NEMA Type 1

Heavy duty, NEMA Type 1

Approximate dimensions in inches

Diagram	Product number	Dimension H	Dimension W (box)	Dimension W2 (w/handle)	Dimension D (box)	Dimension D2 (w/handle)	Weight (lbs.)	Drawing #	KO figure number
	THF3225A1	49.38	22.9	24.58	8.51	13.28	101	1SQC920065D0201	No KO
	THF3225A1CN	49.38	22.9	24.58	8.51	13.28	101	1SQC920065D0201	No KO
	THF3325A1	49.38	22.9	24.58	8.51	13.28	107	1SQC920065D0201	No KO
	THF4325A1	49.38	22.9	24.58	8.51	13.28	107	1SQC920065D0201	No KO
	THF4325A1BL	49.38	22.9	24.58	8.51	13.28	107	1SQC920082D0201	No KO
	THF4325A1CN	49.38	22.9	24.58	8.51	13.28	107	1SQC920065D0201	No KO
	THF3365A1	54	22.9	24.58	8.51	13.28	107	1SQC920065D0201	No KO
	THF3365A1BL	54	22.9	24.58	8.51	13.28	107	1SQC920082D0201	No KO
	THF4365A1CN	54	22.9	24.58	8.51	13.28	107	1SQC920065D0201	No KO
	THN3365A1	49.38	22.9	24.58	8.51	13.28	102	1SQC920065D0201	No KO
	THN3365A1BL	49.38	22.9	24.58	8.51	13.28	102	1SQC920082D0201	No KO
	THF3226A1	54	22.9	24.58	8.51	13.28	109	1SQC920065D0201	No KO
	THF3226A1CN	54	22.9	24.58	8.51	13.28	109	1SQC920065D0201	No KO
	THF3326A1	54	22.9	24.58	8.51	13.28	117	1SQC920065D0201	No KO
	THF4326A1	54	22.9	24.58	8.51	13.28	117	1SQC920065D0201	No KO
	THF4326A1BL	54	22.9	24.58	8.51	13.28	117	1SQC920082D0201	No KO
	THF4326A1CN	54	22.9	24.58	8.51	13.28	117	1SQC920065D0201	No KO
	THF3366A1	54	22.9	24.58	8.51	13.28	117	1SQC920065D0201	No KO
	THF3366A1BL	54	22.9	24.58	8.51	13.28	117	1SQC920082D0201	No KO
	THF4366A1CN	54	22.9	24.58	8.51	13.28	117	1SQC920065D0201	No KO
	THN3366A1	49.38	22.9	24.58	8.51	13.28	107	1SQC920065D0201	No KO
	THN3366A1BL	49.38	22.9	24.58	8.51	13.28	107	1SQC920082D0201	No KO
	THF3225A1VW	49.38	22.9	24.58	8.9	13.28	101	1SQC920065D0201	No KO
	THF3225A1CNVW	49.38	22.9	24.58	8.9	13.28	101	1SQC920065D0201	No KO
	THF3325A1VW	49.38	22.9	24.58	8.9	13.28	107	1SQC920065D0201	No KO
	THF4325A1VW	49.38	22.9	24.58	8.9	13.28	107	1SQC920065D0201	No KO
	THF4325A1CNVW	49.38	22.9	24.58	8.9	13.28	107	1SQC920065D0201	No KO
	THF3365A1VW	54	22.9	24.58	8.9	13.28	107	1SQC920065D0201	No KO
THF4365A1CNVW	54	22.9	24.58	8.9	13.28	107	1SQC920065D0201	No KO	
THN3365A1VW	49.38	22.9	24.58	8.9	13.28	102	1SQC920065D0201	No KO	
THF3226A1VW	54	22.9	24.58	8.9	13.28	109	1SQC920065D0201	No KO	
THF3226A1CNVW	54	22.9	24.58	8.9	13.28	109	1SQC920065D0201	No KO	
THF3326A1VW	54	22.9	24.58	8.9	13.28	117	1SQC920065D0201	No KO	
THF4326A1VW	54	22.9	24.58	8.9	13.28	117	1SQC920065D0201	No KO	
THF4326A1CNVW	54	22.9	24.58	8.9	13.28	117	1SQC920065D0201	No KO	
THF3366A1VW	54	22.9	24.58	8.9	13.28	117	1SQC920065D0201	No KO	
THF4366A1CNVW	54	22.9	24.58	8.9	13.28	117	1SQC920065D0201	No KO	
THN3366A1VW	49.38	22.9	24.58	8.9	13.28	107	1SQC920065D0201	No KO	
THF3365A1CR	54	22.9	24.58	8.51	13.28	107	1SQC920065D0201	No KO	
THF3366A1CR	54	22.9	24.58	8.51	13.28	117	1SQC920065D0201	No KO	

Safety switch enclosure dimensions

Heavy duty, NEMA type 1 and general duty, NEMA type 3R

Heavy duty, NEMA type 1

Approximate dimensions in inches

Diagram	Product number	Dimension H	Dimension W (box)	Dimension W2 (w/handle)	Dimension D (box)	Dimension D2 (w/handle)	Weight (lbs.)	Drawing #	KO figure number
	THN3362	17.6	9.4	10.1	5.0	9.0	15	10103091SH102	3
	THN3362VW	17.6	9.4	10.1	5.5	9.0	15	1SQC920055D0201	3
	THN3362CL	17.6	9.4	10.1	5.0	9.0	15	10103091SH102	3
	THN3363	17.6	9.3	10.1	4.8	9.8	15	10103091SH105	3
	THN3363VW	17.6	9.3	10.1	5.3	9.8	15	1SQC920056D0201	3
	THN3363CL	17.6	9.3	10.1	4.8	9.8	15	10103091SH105	3
	THN3364	31.5	13.3	14.1	5.1	10.5	32	10103091SH105	4
	THN3364VW	31.5	13.3	14.1	5.6	10.5	32	1SQC920056D0201	4
	THN3364B	31.5	13.3	14.1	5.1	10.5	32	10103091SH105	4
	THN3364CL	31.5	13.3	14.1	5.1	10.5	33	10103091SH105	4
	THN3365	42.6	22.9	23.6	8.3	14.4	108	10103091SH112	6
	THN3365B	42.6	22.9	23.6	8.3	14.4	108	10103091SH112	6
	THN3366	42.6	22.9	23.6	8.3	14.4	109	10103091SH112	6
	THN3366B	42.6	22.9	23.6	8.3	14.4	109	10103091SH112	6
	THN3366CL	42.6	22.9	23.6	8.3	14.4	109	10103091SH112	6
	THN6661	14.4	18.7	19.9	5.9	12.3	33	10103091SH121	20
	THN6662	23.9	18.7	19.9	5.9	12.7	46	10103091SH121	20
	THN6663	23.9	18.7	19.8	5.8	10.9	46	10103091SH127	20
THN6664	35.1	26.0	26.8	5.7	10.4	47	10103091SH127	20	

General duty, NEMA type 3R

Approximate dimensions in inches

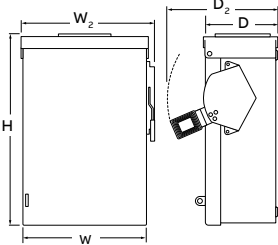
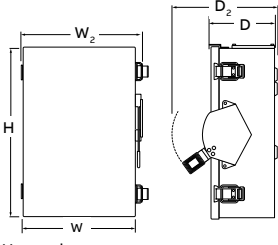
Diagrams	Product number	Dimension H	Dimension W (box)	Dimension W2 (w/handle)	Dimension D (box)	Dimension D2 (w/handle)	Weight (lbs.)	Drawing #	KO figure number
	TG3221R	9.8	6.4	6.8	3.3	6.3	6	10103091SH103	8
	TG3222R	13.7	8.4	8.8	3.9	7.9	11	10103091SH103	19
	TG3223R	21.1	9.3	10.3	5.0	9.1	17	10103091SH107	10
	TG3224R	29.3	13.4	13.7	5.4	9.9	31	10103091SH183	11
	TG3225R	49.7	21.7	22.4	8.9	14.7	110	10103091SH141	12
	TG3226R	50.1	23.0	23.8	9.4	15.1	119	10103091SH141	13
	TG3325R	49.7	21.7	22.4	8.9	14.7	109	10103091SH141	12
	TG3326R	50.1	23.0	23.8	9.4	15.1	124	10103091SH141	13
	TG4321R	9.8	6.4	6.8	3.3	6.3	6	10103091SH103	8
	TG4322R	13.7	8.4	8.8	3.9	7.9	11	10103091SH103	19
	TG4323R	21.1	9.3	10.3	5.0	9.1	17	10103091SH107	10
	TG4324R	29.3	13.4	13.7	5.4	9.9	32	10103091SH183	11
	TGN3321R	9.8	6.4	6.8	3.3	6.3	6	10103091SH103	8
	TGN3322R	13.7	8.4	8.8	3.9	7.9	10	10103091SH103	19
	TGN3323R	15.6	9.3	10.3	5.0	9.1	13	10103091SH107	10
	TGN3324R	29.3	13.4	13.7	5.4	9.9	31	10103091SH183	11
	TGF3225AR	49.79	24.5	25.17	9.35	12.8	101	1SQC920079D0201	No KO
	TGF4325AR	49.79	24.5	25.17	9.35	12.8	107	1SQC920079D0201	No KO
	TGN3325AR	49.79	24.5	25.17	9.35	12.8	102	1SQC920079D0201	No KO
	TGF3226AR	54.49	24.5	25.17	9.35	12.8	109	1SQC920079D0201	No KO
	TGN3326AR	49.79	24.5	25.17	9.35	12.8	107	1SQC920079D0201	No KO
	TGF4326AR	54.49	24.5	25.17	9.35	12.8	117	1SQC920079D0201	No KO

General duty
NEMA type 3R
200-600 A side swing

Safety switch enclosure dimensions

Heavy duty, NEMA type 3R

Heavy duty, NEMA type 3R
Approximate dimensions in inches

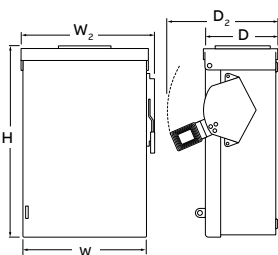
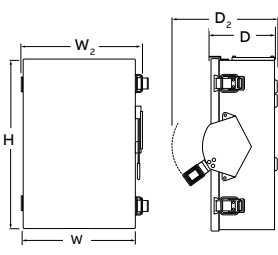
Diagrams	Product number	Dimension H	Dimension W (box)	Dimension W2 (w/handle)	Dimension D (box)	Dimension D2 (w/handle)	Weight (lbs.)	Drawing #	KO figure number
 <p>Heavy duty NEMA type 3R</p>	TH2261RDC	13.1	8.2	8.9	4.0	7.9	11	10103091SH101	19
	TH2261RDCVW	13.1	8.2	8.9	4.5	7.9	11	1SQC920057D0201	19
	TH2262RDC	22.0	9.2	9.7	4.8	7.9	19	10103091SH101	10
	TH2262RDCVW	22.0	9.2	9.7	5.3	7.9	19	1SQC920057D0201	10
	TH2263RDC	22.1	9.3	10.2	4.9	9.8	20	10103091SH106	10
	TH2263RDCVW	22.1	9.3	10.2	5.4	9.8	20	1SQC920058D0201	10
	TH3221R	10.5	6.2	6.6	3.1	7.7	7	10103091SH101	8
	TH3221RVW	10.5	6.2	6.6	3.6	7.7	7	1SQC920057D0201	8
	TH3222R	17.2	9.2	9.7	4.8	7.9	16	10103091SH101	10
	TH3222RVW	17.2	9.2	9.7	5.3	7.9	16	1SQC920057D0201	10
	TH3223R	22.1	9.3	10.2	4.9	9.8	18	10103091SH106	10
	TH3223RVW	22.1	9.3	10.2	5.4	9.8	18	1SQC920058D0201	10
	TH3224R	31.7	13.4	14.3	5.4	9.5	34	10103091SH182	11
	TH3224RVW	31.7	13.4	14.3	5.9	9.5	34	1SQC920059D0201	11
	 <p>Heavy duty NEMA type 3R 200-600 A side swing</p>	TH3224RC	31.7	13.4	14.3	5.4	9.5	34	10103091SH182
TH3224RCVW		31.7	13.4	14.3	5.9	9.5	34	1SQC920059D0201	11
TH3225R		49.5	23.0	24.1	8.5	13.9	128	10103091SH140	18
TH3225RC		49.5	23.0	24.1	8.5	13.9	128	10103091SH140	18
TH3226R		53.5	23.0	24.1	8.5	13.9	134	10103091SH140	18
TH3226RC		53.5	23.0	24.1	8.5	13.9	134	10103091SH140	18
TH3267RC		61.5	40.8	44.0	11.9	18.5	500	10103091SH118	No KO
TH3268RC		76.6	46.6	45.8	12.9	18.9	490	10103091SH118	No KO
TH3325R		49.5	23.0	24.1	8.5	13.9	127	10103091SH140	18
TH3326R		53.5	23.0	24.1	8.5	13.9	139	10103091SH140	18
TH3361R		13.1	8.2	8.9	4.0	7.9	11	10103091SH101	19
TH3361RVW		13.1	8.2	8.9	4.5	7.9	11	1SQC920057D0201	19
TH3361RF		14.9	10.3	10.9	3.9	8.0	11	10103091SH133	No KO
TH3361RF2		22.4	13.3	14.0	4.8	9.9	23	10103091SH134	No KO
TH3362R		22.0	9.2	9.7	4.8	7.9	18	10103091SH101	10
TH3362RVW	22.0	9.2	9.7	5.3	7.9	18	1SQC920057D0201	10	
TH3362RF	22.4	13.3	14.0	4.8	9.9	18	10103091SH134	No KO	
TH3363R	22.1	9.3	10.2	4.9	9.8	19	10103091SH106	10	
TH3363RVW	22.1	9.3	10.2	5.4	9.8	19	1SQC920058D0201	10	
TH3364R	31.7	13.4	14.3	5.4	9.5	33	10103091SH182	11	
TH3364RVW	31.7	13.4	14.3	5.9	9.5	33	1SQC920059D0201	11	
TH3365R	53.5	23.0	24.1	8.5	13.9	132	10103091SH140	18	
TH3366R	53.5	23.0	24.1	8.5	13.9	136	10103091SH140	18	
TH4321R	10.5	6.2	6.6	3.1	7.7	7	10103091SH101	8	
TH4321RVW	10.5	6.2	6.6	3.6	7.7	7	1SQC920057D0201	8	
TH4322R	17.2	9.2	9.7	4.8	7.9	16	10103091SH101	10	
TH4322RVW	17.2	9.2	9.7	4.8	7.9	16	1SQC920057D0201	10	
TH4323R	22.1	9.3	10.2	4.9	9.8	18	10103091SH106	10	
TH4323RVW	22.1	9.3	10.2	5.4	9.8	18	1SQC920058D0201	10	
TH4324R	31.7	13.4	14.3	5.4	9.5	34	10103091SH182	11	
TH4324RVW	31.7	13.4	14.3	5.9	9.5	34	1SQC920059D0201	11	
TH4324RC	31.7	13.4	14.3	5.4	9.5	34	10103091SH182	11	
TH4324RCVW	31.7	13.4	14.3	5.9	9.5	34	1SQC920059D0201	11	
TH4325RC	49.5	23.0	24.1	8.5	13.9	125	10103091SH140	No KO	

60

Safety switch enclosure dimensions

Heavy duty, NEMA type 3R

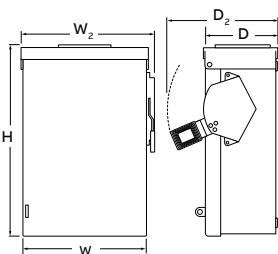
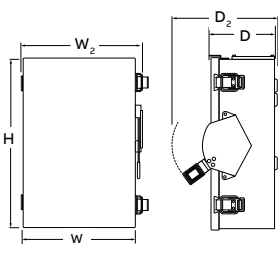
Heavy duty, NEMA type 3R
Approximate dimensions in inches

Diagrams	Product number	Dimension H	Dimension W (box)	Dimension W2 (w/handle)	Dimension D (box)	Dimension D2 (w/handle)	Weight (lbs.)	Drawing #	KO figure number	
 <p>Heavy duty NEMA type 3R</p>	TH4326RC	53.5	23.0	24.1	8.5	13.9	130	10103091SH140	No KO	
	TH4361R	13.1	8.2	8.9	4.0	7.9	11	10103091SH101	19	
	TH4361RVW	13.1	8.2	8.9	4.5	7.9	11	1SQC920057D0201	19	
	TH4362R	22.0	9.2	9.7	4.8	7.9	18	10103091SH101	10	
	TH4362RVW	22.0	9.2	9.7	5.3	7.9	18	1SQC920057D0201	10	
	TH4363R	22.1	9.3	10.2	4.9	9.8	19	10103091SH106	10	
	TH4363RVW	22.1	9.3	10.2	5.4	9.8	19	1SQC920058D0201	10	
	TH4364R	31.7	13.4	14.3	5.4	9.5	33	10103091SH182	11	
	TH4364RVW	31.7	13.4	14.3	5.9	9.5	33	1SQC920059D0201	11	
	TH4364RC	31.7	13.4	14.3	5.4	9.5	32	10103091SH182	No KO	
	TH4364RCVW	31.7	13.4	14.3	5.9	9.5	32	1SQC920059D0201	No KO	
	TH4365RC	49.5	23.0	24.1	8.5	13.9	130	10103091SH140	No KO	
	TH4366RC	53.5	23.0	24.1	8.5	13.9	132	10103091SH140	No KO	
	TH4367RC	61.5	40.8	44.0	11.9	18.5	510	10103091SH118	No KO	
	TH4368RC	76.6	46.6	45.8	12.9	18.9	750	10103091SH118	No KO	
	 <p>Heavy duty NEMA type 3R 200-600 A side swing</p>	THN2261RDC	13.1	8.2	8.9	4.0	7.9	11	10103091SH101	19
		THN2261RDCVW	13.1	8.2	8.9	4.5	7.9	11	1SQC920057D0201	19
		THN2262RDC	17.2	9.2	9.7	4.8	7.9	16	10103091SH101	10
THN2262RDCVW		17.2	9.2	9.7	5.3	7.9	16	1SQC920057D0201	10	
THN2263RDC		17.3	9.3	10.2	4.9	9.8	16	10103091SH106	10	
THN2263RDCVW		17.3	9.3	10.2	5.4	9.8	16	1SQC920058D0201	10	
THN3361R		13.1	8.2	8.9	4.0	7.9	11	10103091SH101	19	
THN3361RVW		13.1	8.2	8.9	4.5	7.9	11	1SQC920057D0201	19	
THN3361RF		14.9	10.3	10.9	3.9	8.0	13	10103091SH133	19	
THN3361RF2		22.4	13.3	14.0	4.8	9.9	22	10103091SH134	17	
THN3362R		17.2	9.2	9.7	4.8	7.9	15	10103091SH101	10	
THN3362RVW		17.2	9.2	9.7	5.3	7.9	15	1SQC920057D0201	10	
THN3362RF		22.4	13.3	14.0	4.8	9.9	22	10103091SH134	17	
THN3363R		17.3	9.3	10.2	4.9	9.8	15	10103091SH106	10	
THN3363RVW		17.3	9.3	10.2	5.4	9.8	15	1SQC920058D0201	10	
THN3364R		31.7	13.4	14.3	5.4	9.5	33	10103091SH182	11	
THN3364RVW		31.7	13.4	14.3	5.9	9.5	33	1SQC920059D0201	11	
THN3365R		49.5	23.0	24.1	8.5	13.9	122	10103091SH140	18	
THN3366R	53.5	23.0	24.1	8.5	13.9	130	10103091SH140	18		

Safety switch enclosure dimensions

Heavy duty, NEMA type 3R

Heavy duty, NEMA type 3R
Approximate dimensions in inches

Diagrams	Product number	Dimension H	Dimension W (box)	Dimension W2 (w/handle)	Dimension D (box)	Dimension D2 (w/handle)	Weight (lbs.)	Drawing #	KO figure number
 <p>Heavy duty NEMA type 3R</p>	THF3225AR	49.79	24.5	24.94	9.35	13	101	1SQC920066D0201	No KO
	THF3225ARCN	49.79	24.5	24.94	9.35	13	101	1SQC920066D0201	No KO
	THF3325AR	49.79	24.5	24.94	9.35	13	107	1SQC920066D0201	No KO
	THF4325ARCN	49.79	24.5	24.94	9.35	13	107	1SQC920066D0201	No KO
	THF4325AR	49.79	24.5	24.94	9.35	13	107	1SQC920066D0201	No KO
	THF3365AR	54.49	24.5	24.94	9.35	13	107	1SQC920066D0201	No KO
	THF4365ARCN	54.49	24.5	24.94	9.35	13	107	1SQC920066D0201	No KO
	THN3365AR	49.79	24.5	24.94	9.35	13	102	1SQC920066D0201	No KO
	THF3226AR	54.49	24.5	24.94	9.35	13	109	1SQC920066D0201	No KO
	THF3226ARCN	54.49	24.5	24.94	9.35	13	109	1SQC920066D0201	No KO
	THF3326AR	54.49	24.5	24.94	9.35	13	117	1SQC920066D0201	No KO
	THF4326ARCN	54.49	24.5	24.94	9.35	13	117	1SQC920066D0201	No KO
 <p>Heavy duty NEMA type 3R 200-600 A side swing</p>	THF4326AR	54.49	24.5	24.94	9.35	13	117	1SQC920066D0201	No KO
	THF3366AR	54.49	24.5	24.94	9.35	13	117	1SQC920066D0201	No KO
	THF4366ARCN	54.49	24.5	24.94	9.35	13	117	1SQC920066D0201	No KO
	THN3366AR	49.79	24.5	24.94	9.35	13	107	1SQC920066D0201	No KO
	THF3225ARVW	49.79	24.5	24.94	9.35	13	101	1SQC920066D0201	No KO
	THF3225ARCNVW	49.79	24.5	24.94	9.35	13	101	1SQC920066D0201	No KO
	THF3325ARVW	49.79	24.5	24.94	9.35	13	107	1SQC920066D0201	No KO
	THF4325ARCNVW	49.79	24.5	24.94	9.35	13	107	1SQC920066D0201	No KO
	THF4325ARVW	49.79	24.5	24.94	9.35	13	107	1SQC920066D0201	No KO
	THF3365ARVW	54.49	24.5	24.94	9.35	13	107	1SQC920066D0201	No KO
	THF4365ARCNVW	54.49	24.5	24.94	9.35	13	107	1SQC920066D0201	No KO
	THN3365ARVW	49.79	24.5	24.94	9.35	13	102	1SQC920066D0201	No KO
	THF3226ARVW	54.49	24.5	24.94	9.35	13	109	1SQC920066D0201	No KO
	THF3226ARCNVW	54.49	24.5	24.94	9.35	13	109	1SQC920066D0201	No KO
	THF3326ARVW	54.49	24.5	24.94	9.35	13	117	1SQC920066D0201	No KO
	THF4326ARCNVW	54.49	24.5	24.94	9.35	13	117	1SQC920066D0201	No KO
	THF4326ARVW	54.49	24.5	24.94	9.35	13	117	1SQC920066D0201	No KO
	THF3366ARVW	54.49	24.5	24.94	9.35	13	117	1SQC920066D0201	No KO
THF4366ARCNVW	54.49	24.5	24.94	9.35	13	117	1SQC920066D0201	No KO	
THN3366ARVW	49.79	24.5	24.94	9.35	13	107	1SQC920066D0201	No KO	

60

Safety switch enclosure dimensions

Heavy duty, type 4X

Heavy duty, type 4X

Approximate dimensions in inches

Diagram	Product number	Dimension H	Dimension W (box)	Dimension W2 (w/handle)	Dimension D (box)	Dimension D2 (w/handle)	Weight (lbs.)	Drawing #	KO figure number
	THF3225AS	58.57	26.2	26.8	9.13	13.2	172	1SQC920067D0201	No KO
	THF4325AS	58.57	26.2	26.8	9.13	13.2	178	1SQC920067D0201	No KO
	THF3365AS	58.57	26.2	26.8	9.13	13.2	178	1SQC920067D0201	No KO
	THN3365AS	58.57	26.2	26.8	9.13	13.2	173	1SQC920067D0201	No KO
	THF3226AS	58.57	26.2	26.8	9.13	13.2	176	1SQC920067D0201	No KO
	THF4326AS	58.57	26.2	26.8	9.13	13.2	184	1SQC920067D0201	No KO
	THF3366AS	58.57	26.2	26.8	9.13	13.2	184	1SQC920067D0201	No KO
	THN3366AS	58.57	26.2	26.8	9.13	13.2	174	1SQC920067D0201	No KO
	THF3225ASVW	58.57	26.2	26.8	9.13	13.2	172	1SQC920067D0201	No KO
	THF4325ASVW	58.57	26.2	26.8	9.13	13.2	178	1SQC920067D0201	No KO
	THF3365ASVW	58.57	26.2	26.8	9.13	13.2	178	1SQC920067D0201	No KO
	THN3365ASVW	58.57	26.2	26.8	9.13	13.2	173	1SQC920067D0201	No KO
	THF3226ASVW	58.57	26.2	26.8	9.13	13.2	176	1SQC920067D0201	No KO
	THF4326ASVW	58.57	26.2	26.8	9.13	13.2	184	1SQC920067D0201	No KO
	THF3366ASVW	58.57	26.2	26.8	9.13	13.2	184	1SQC920067D0201	No KO
	THN3366ASVW	58.57	26.2	26.8	9.13	13.2	174	1SQC920067D0201	No KO

Safety switch enclosure dimensions

Heavy duty, NEMA type 1 and 3R, type 4/4X (stainless steel)

800–1200 A NEMA type 1 and 3R

Approximate dimensions in inches

Product number	Dimension H	Dimension W (box)	Dimension W2 (w/handle)	Dimension D (box)	Dimension D2 (w/handle)	Weight (lbs.)	Drawing #	KO figure number
TC36367	52.0	31.3	34.5	10.5	18.5	317	10103091SH118	No KO
TC36368	65.0	36.5	39.7	11.8	18.9	331	10103091SH118	
TC72267	61.5	40.8	44.0	11.9	18.5	377	10103091SH118	
TC72267R	61.5	40.8	44.0	11.9	18.5	480	10103091SH118	
TC72268	76.6	46.6	45.8	12.9	18.9	391	10103091SH118	
TC72268R	76.6	46.6	45.8	12.9	18.9	575	10103091SH118	
TC72367	61.5	40.8	44.0	11.9	18.5	377	10103091SH118	
TC72367R	61.5	40.8	44.0	11.9	18.5	480	10103091SH118	
TC72368	76.6	46.6	49.7	12.9	18.9	480	10103091SH118	
TC72368R	76.6	46.6	49.7	12.9	18.9	490	10103091SH118	

Heavy duty, NEMA type 4/4X (316 stainless)

Approximate dimensions in inches

Diagram	Product number	Dimension H	Dimension W (box)	Dimension W2 (w/handle)	Dimension D (box)	Dimension D2 (w/handle)	Weight (lbs.)	Drawing #	KO figure number
	TH3361SS316	13.3	9.4	10.1	4.9	9.4	18	10103091SH109	No KO
	TH3361SS316VW	13.3	9.4	10.1	5.4	9.4	18	15QC920060D0201	
	TH3362SS316	19.3	9.4	10.1	5.2	9.6	23	10103091SH109	
	TH3362SS316VW	19.3	9.4	10.1	5.7	9.6	23	15QC920060D0201	
	TH3363SS316	25.4	13.4	14.3	5.2	9.6	36	10103091SH113	
	TH3363SS316VW	25.4	13.4	14.3	5.7	9.6	36	15QC920060D0201	
	TH3364SS316	35.1	14.5	15.5	5.2	9.6	49	10103091SH113	
	TH3364SS316VW	35.1	14.5	15.5	5.7	9.6	49	15QC920060D0201	
	THN3361SS316	11.3	9.4	10.1	4.9	9.4	16	10103091SH109	
	THN3361SS316VW	17.6	9.4	10.1	6.2	9.4	16	15QC920060D0201	
	THN3362SS316	13.3	9.4	10.1	5.2	9.6	22	10103091SH109	
	THN3362SS316VW	17.6	9.4	10.1	6.2	9.6	22	15QC920060D0201	
	THN3363SS316	25.4	13.4	14.3	5.2	9.6	36	10103091SH113	
	THN3363SS316VW	25.4	13.4	14.3	5.7	9.6	36	15QC920060D0201	
	THN3364SS316	35.1	14.5	15.5	5.2	9.6	50	10103091SH113	
	THN3364SS316VW	35.1	14.5	15.5	5.7	9.6	50	15QC920060D0201	
	THN3365SS316	59.5	24.6	25.6	8.4	13.8	239	10103091SH119	
	THN3365SS316	59.5	24.6	25.6	8.4	13.8	239	10103091SH119	
	THF3365AX	58.57	25.2	26.8	9.13	13.2	178	15QC920068D0201	
	THN3365AX	58.57	25.2	26.8	9.13	13.2	173	15QC920068D0201	
THF3366AX	58.57	25.2	26.8	9.13	13.2	184	15QC920068D0201		
THN3366AX	58.57	25.2	26.8	9.13	13.2	174	15QC920068D0201		
THF3365AXVW	58.57	26.64	26.8	9.13	13.2	178	15QC920068D0201		
THN3365AXVW	58.57	26.64	26.8	9.13	13.2	173	15QC920068D0201		
THF3366AXVW	58.57	26.64	26.8	9.13	13.2	184	15QC920068D0201		
THN3366AXVW	58.57	26.64	26.8	9.13	13.2	174	15QC920068D0201		

Safety switch enclosure dimensions

Heavy duty, NEMA type 4/4X water/dust-tight

Heavy duty, NEMA type 4/4X water/dust-tight
Approximate dimensions in inches

Diagram	Product number	Dimension H	Dimension W (box)	Dimension W2 (w/handle)	Dimension D (box)	Dimension D2 (w/handle)	Weight (lbs.)	Drawing #	KO figure number
	TH2221SS	11.3	7.4	8.1	5.4	10.0	12	10103091SH110	No KO
	TH2221SSVW	11.3	7.4	8.1	5.9	10.0	12	15QC920060D0201	
	TH2221SSW	11.3	7.4	8.1	5.4	10.0	12	10103091SH110	
	TH2222SS	19.3	9.4	10.1	5.2	9.6	21	10103091SH109	
	TH2222SSVW	19.3	9.4	10.1	5.7	9.6	21	15QC920060D0201	
	TH2222SSW	19.3	9.4	10.1	5.2	9.6	21	10103091SH109	
	TH2261SSDC	13.3	9.4	10.1	4.9	9.4	18	10103091SH109	
	TH2261SSDCVW	13.3	9.4	10.1	5.4	9.4	18	15QC920060D0201	
	TH2262SSDC	19.3	9.4	10.1	5.2	9.6	19	10103091SH109	
	TH2262SSDCVW	19.3	9.4	10.1	5.7	9.6	19	15QC920060D0201	
	TH2263SSDC	25.4	13.4	14.3	5.2	9.6	30	10103091SH113	
	TH2263SSDCVW	25.4	13.4	14.3	5.7	9.6	30	15QC920060D0201	
	TH3221SS	11.3	7.4	8.1	4.9	9.4	12	10103091SH109	
	TH3221SSVW	11.3	7.4	8.1	5.4	9.4	12	15QC920060D0201	
	TH3221SSW	11.3	7.4	8.1	4.9	9.4	12	10103091SH109	
	TH3222SS	19.3	9.4	10.1	5.2	9.6	15	10103091SH109	
	TH3222SSVW	19.3	9.4	10.1	5.7	9.6	15	15QC920060D0201	
	TH3223SS	25.4	13.4	14.3	5.2	9.6	30	10103091SH113	
	TH3223SSVW	25.4	13.4	14.3	5.7	9.6	30	15QC920060D0201	
	TH3223SSW	25.4	13.5	14.2	5.2	9.6	30	10103091SH113	
	TH3224SS	35.1	14.5	15.5	5.2	9.6	33	10103091SH113	
	TH3224SSVW	35.1	14.5	15.5	5.7	9.6	33	15QC920060D0201	
	TH3224SSW	35.2	14.5	15.5	5.2	9.6	33	10103091SH113	
	TH3225SS	59.5	24.6	25.6	8.4	13.8	128	10103091SH119	
	TH3226SS	59.5	24.6	25.6	8.4	13.8	140	10103091SH119	
	TH3321SS	11.3	7.4	8.1	4.9	9.4	12	10103091SH109	
	TH3321SSVW	11.3	7.4	8.1	5.4	9.4	12	15QC920060D0201	

Safety switch enclosure dimensions

Heavy duty, NEMA type 4/4X water/dust-tight

Heavy duty, NEMA type 4/4X water/dust-tight
Approximate dimensions in inches

Diagram	Product number	Dimension H	Dimension W (box)	Dimension W2 (w/handle)	Dimension D (box)	Dimension D2 (w/handle)	Weight (lbs.)	Drawing #	KO figure number
	TH3322SS	19.3	9.4	10.1	5.2	9.6	22	10103091SH109	No KO
	TH3322SSVW	19.3	9.4	10.1	5.7	9.6	22	1SQC920060D0201	
	TH3322SSW	19.3	9.4	10.1	5.2	9.6	22	10103091SH109	
	TH3325MSS	59.4	24.5	25.6	7.9	14.4	193	10103091SH130	
	TH3326MSS	59.4	24.5	25.6	7.9	14.4	200	10103091SH130	
	TH3361SS	13.3	9.4	10.1	4.9	9.4	17	10103091SH109	
	TH3361SSVW	13.3	9.4	10.1	5.4	9.4	17	1SQC920060D0201	
	TH3361SSW	13.3	9.4	10.1	4.9	9.4	18	10103091SH109	
	TH3362SS	19.3	9.4	10.1	5.2	9.6	23	10103091SH109	
	TH3362SSVW	19.3	9.4	10.1	5.7	9.6	23	1SQC920060D0201	
	TH3362SSW	19.3	9.4	10.1	5.2	9.6	22	10103091SH109	
	TH3363SS	25.4	13.4	14.3	5.2	9.6	36	10103091SH113	
	TH3363SSVW	25.4	13.4	14.3	5.7	9.6	36	1SQC920060D0201	
	TH3363SSW	25.4	13.5	14.2	5.2	9.6	35	10103091SH113	
	TH3364SS	35.1	14.5	15.5	5.2	9.6	49	10103091SH113	
	TH3364SSVW	35.1	14.5	15.5	5.7	9.6	49	1SQC920060D0201	
	TH3364SSW	35.2	14.5	15.5	5.2	9.6	33	10103091SH113	
	TH3365MSS	59.4	24.5	25.6	7.9	14.4	206	10103091SH130	
	TH3365SS	59.5	24.6	25.6	8.4	13.8	131	10103091SH119	
	TH3366MSS	59.4	24.5	25.6	7.9	14.4	211	10103091SH130	
	TH3366SS	59.5	24.6	25.6	8.4	13.8	139	10103091SH119	
	TH4321SS	11.3	7.4	8.1	4.9	9.4	12	10103091SH109	
	TH4321SSVW	11.3	7.4	8.1	5.4	9.4	12	1SQC920060D0201	
	TH4321SSW	11.3	7.4	8.1	4.9	9.4	12	10103091SH109	
	TH4322SS	19.3	9.4	10.1	5.2	9.6	23	10103091SH109	
	TH4322SSVW	19.3	9.4	10.1	5.7	9.6	23	1SQC920060D0201	
	TH4322SSW	19.3	9.4	10.1	5.2	9.6	23	10103091SH109	
	TH4323SS	25.4	13.4	14.3	5.2	9.6	36	10103091SH113	
	TH4323SSVW	25.4	13.4	14.3	5.7	9.6	36	1SQC920060D0201	
	TH4323SSW	25.4	13.5	14.2	5.2	9.6	36	10103091SH113	
	TH4324SS	35.1	14.5	15.5	5.2	9.6	47	10103091SH113	
	TH4324SSVW	35.1	14.5	15.5	5.7	9.6	47	1SQC920060D0201	
TH4324SSW	35.2	14.5	15.5	5.2	9.6	47	10103091SH113		
TH4325SS	59.5	24.6	25.6	8.4	13.8	135	10103091SH119		
TH4326SS	59.5	24.6	25.6	8.4	13.8	139	10103091SH119		
THN2261SSDC	13.3	9.4	10.1	5.4	10.0	16	10103091SH110		
THN2261SSDCVW	13.3	9.4	10.1	6.2	10.0	16	1SQC920060D0201		
THN2262SSDC	19.3	9.4	10.1	5.7	10.2	16	10103091SH110		
THN2262SSDCVW	19.3	9.4	10.1	6.4	10.2	16	1SQC920060D0201		
THN2263SSDC	25.4	13.4	14.3	5.2	9.6	30	10103091SH113		
THN2263SSDCVW	25.4	13.4	14.3	5.2	9.6	30	1SQC920060D0201		

Safety switch enclosure dimensions

Heavy duty, NEMA type 4/4X water/dust-tight

Heavy duty, NEMA type 4/4X water/dust-tight
Approximate dimensions in inches

Diagram	Product number	Dimension H	Dimension W (box)	Dimension W2 (w/handle)	Dimension D (box)	Dimension D2 (w/handle)	Weight (lbs.)	Drawing #	KO figure number
	THN3361SS	11.3	9.4	10.1	4.9	9.4	16	10103091SH109	No KO
	THN3361SSVW	17.6	9.4	10.1	6.2	9.4	16	1SQC920060D0201	
	THN3361SSCL	13.3	9.4	10.1	5.2	9.6	9	10103091SH109	
	THN3361SSW	11.3	9.4	10.1	4.9	9.4	19	10103091SH109	
	THN3362SS	13.3	9.4	10.1	5.2	9.6	21	10103091SH109	
	THN3362SSVW	19.3	9.4	10.1	6.4	9.6	21	1SQC920060D0201	
	THN3362SSCL	13.3	9.4	10.1	5.2	9.6	21	10103091SH109	
	THN3362SSW	13.3	9.4	10.1	5.2	9.6	22	10103091SH109	
	THN3363SS	25.4	13.4	14.3	5.2	9.6	36	10103091SH113	
	THN3363SSVW	25.4	13.4	14.3	5.7	9.6	36	1SQC920060D0201	
	THN3363SSW	25.4	13.5	14.2	5.2	9.6	36	10103091SH113	
	THN3364SS	35.1	14.5	15.5	5.2	9.6	50	10103091SH113	
	THN3364SSVW	35.1	14.5	15.5	5.7	9.6	50	1SQC920060D0201	
	THN3364SSCL	35.1	14.5	15.5	5.2	9.6	32	10103091SH113	
	THN3364SSW	35.2	14.5	15.5	5.2	9.6	32	10103091SH113	
	THN3365MSS	47.9	24.5	25.6	7.9	14.4	110	10103091SH130	
	THN3365SS	48.0	24.6	25.6	8.4	13.7	139	10103091SH119	
	THN3366MSS	47.9	24.5	25.6	7.9	14.4	110	10103091SH130	
	THN3366SS	48.0	24.6	25.6	8.4	13.7	139	10103091SH119	

Safety switch enclosure dimensions

Heavy duty, NEMA type 5, 12 drip/dust-tight

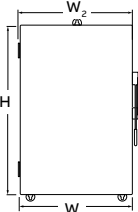
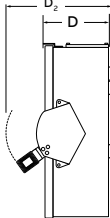
Heavy duty, NEMA type 5, 12 drip/dust-tight
Approximate dimensions in inches

Diagram	Product number	Dimension H	Dimension W (box)	Dimension W2 (w/handle)	Dimension D (box)	Dimension D2 (w/handle)	Weight (lbs.)	Drawing #	KO figure number
	TH2221J	11.3	7.4	8.1	5.4	10.0	12	10103091SH110	No KO
	TH2221JVW	11.3	7.4	8.1	5.9	10.0	12	1SQC920061D0201	
	TH2221JW	11.3	7.4	8.1	5.4	10.0	12	10103091SH110	
	TH2222J	19.3	9.4	10.1	5.7	10.2	21	10103091SH110	
	TH2222JVW	19.3	9.4	10.1	6.2	10.2	21	1SQC920061D0201	
	TH2222JW	19.3	9.4	10.1	5.7	10.2	21	10103091SH110	
	TH2261JDC	13.3	9.4	10.1	5.4	10.0	16	10103091SH109	
	TH2261JDCVW	13.3	9.4	10.1	5.9	10.0	16	1SQC920061D0201	
	TH2262JDC	19.3	9.4	10.1	5.7	10.2	22	10103091SH109	
	TH2262JDCVW	19.3	9.4	10.1	6.2	10.2	22	1SQC920061D0201	
	TH2263JDC	25.4	13.4	14.0	5.0	10.1	35	10103091SH113	
	TH2263JDCVW	25.4	13.4	14.0	5.5	10.1	35	1SQC920061D0201	
	TH3221J	11.3	7.4	8.1	5.4	10.0	12	10103091SH110	
	TH3221JVW	11.3	7.4	8.1	5.9	10.0	12	1SQC920061D0201	
	TH3221JW	11.3	7.4	8.1	5.4	10.0	12	10103091SH110	
	TH3222J	19.3	9.4	10.1	5.7	10.2	15	10103091SH110	
	TH3222JVW	19.3	9.4	10.1	6.2	10.2	15	1SQC920061D0201	
	TH3222JW	19.3	9.4	10.1	5.7	10.2	15	10103091SH110	
	TH3223J	25.4	13.4	14.0	5.0	10.1	37	10103091SH120	
	TH3223JVW	25.4	13.4	14.0	5.5	10.1	37	1SQC920061D0201	
TH3223JW	25.4	13.4	14.0	5.0	10.1	37	10103091SH120		
TH3224J	35.1	14.5	15.1	5.0	10.1	33	10103091SH120		
TH3224JVW	35.1	14.5	15.1	5.5	10.1	33	1SQC920061D0201		
TH3224JW	35.1	14.5	15.1	5.0	10.1	33	10103091SH120		
TH3225J	59.5	24.5	25.6	7.9	14.5	120	10103091SH124		
TH3226J	59.5	24.5	25.6	7.9	14.5	134	10103091SH124		
TH3321J	11.3	7.4	8.1	5.4	10.0	12	10103091SH110		
TH3321JVW	11.3	7.4	8.1	5.9	10.0	12	1SQC920061D0201		
TH3321JW	11.3	7.4	8.1	5.4	10.0	12	10103091SH110		
TH3322J	19.3	9.4	10.1	5.7	10.2	21	10103091SH110		
TH3322JVW	19.3	9.4	10.1	6.3	10.2	21	1SQC920061D0201		
TH3322JCH	19.3	9.4	9.8	5.7	10.3	28	10103091SH132		
TH3322JW	19.3	9.4	10.1	5.7	10.2	21	10103091SH110		
TH3361J	13.3	9.4	10.1	5.4	10.0	16	10103091SH110		
TH3361JVW	13.3	9.4	10.1	5.9	10.0	16	1SQC920061D0201		
TH3361JW	13.3	9.4	10.1	5.4	10.0	16	10103091SH110		
TH3362J	19.3	9.4	10.1	5.7	10.2	22	10103091SH110		
TH3362JVW	19.3	9.4	10.1	6.2	10.2	22	1SQC920061D0201		
TH3362JCH	19.3	9.4	9.8	5.7	10.3	31	10103091SH132		
TH3362JCHSS	19.3	9.4	9.8	5.7	10.3	32	10103091SH132		
TH3362JW	19.3	9.4	10.1	5.7	10.2	22	10103091SH110		
TH3363J	25.4	13.4	14.0	5.0	10.1	36	10103091SH120		
TH3363JVW	25.4	13.4	14.0	5.5	10.1	36	1SQC920061D0201		
TH3363JW	25.4	13.4	14.0	5.0	10.1	35	10103091SH120		
TH3364J	35.1	14.5	15.1	5.0	10.1	49	10103091SH120		
TH3364JVW	35.1	14.5	15.1	5.5	10.1	49	1SQC920061D0201		
TH3364JW	35.1	14.5	15.1	5.0	10.1	33	10103091SH120		

Safety switch enclosure dimensions

Heavy duty, NEMA type 5, 12 drip/dust-tight

Heavy duty, NEMA type 5, 12 drip/dust-tight
Approximate dimensions in inches

Diagram	Product number	Dimension H	Dimension W (box)	Dimension W2 (w/handle)	Dimension D (box)	Dimension D2 (w/handle)	Weight (lbs.)	Drawing #	KO figure number
	TH3365J	59.5	24.5	25.6	7.9	14.5	206	10103091SH124	No KO
	TH3366J	59.5	24.5	25.6	7.9	14.5	215	10103091SH124	
	TH4321J	11.3	7.4	8.1	5.4	10.0	12	10103091SH110	1SQC920061D0201
	TH4321JVW	11.3	7.4	8.1	5.9	10.0	12	10103091SH110	
	TH4321JW	11.3	7.4	8.1	5.4	10.0	12	10103091SH110	
	TH4322J	19.3	9.4	10.1	5.7	10.2	22	10103091SH110	
	TH4322JVW	19.3	9.4	10.1	6.2	10.2	22	1SQC920061D0201	
	TH4322JW	19.3	9.4	10.1	5.7	10.2	22	10103091SH110	
	TH4323J	25.4	13.4	14.0	5.0	10.1	36	10103091SH120	
	TH4323JVW	25.4	13.4	14.0	5.5	10.1	36	1SQC920061D0201	
	TH4323JW	25.4	13.4	14.0	5.0	10.1	36	10103091SH120	
	TH4324J	35.1	14.5	15.1	5.0	10.1	52	10103091SH120	
	TH4324JVW	35.1	14.5	15.1	5.5	10.1	52	1SQC920061D0201	
	TH4324JW	35.1	14.5	15.1	5.0	10.1	52	10103091SH120	
	TH4325J	59.5	24.5	25.6	7.9	14.5	128	10103091SH124	
	TH4326J	59.5	24.5	25.6	7.9	14.5	139	10103091SH124	
	THN2261JDC	13.3	9.4	10.1	5.4	10.0	16	10103091SH110	
	THN2261JDCVW	13.3	9.4	10.1	6.4	10.0	16	1SQC920061D0201	
	THN2262JDC	19.3	9.4	10.1	5.7	10.2	15	10103091SH110	
	THN2262JDCVW	19.3	9.4	10.1	6.7	10.2	15	1SQC920061D0201	
	THN2263JDC	25.4	13.4	14.0	5.0	10.1	34	10103091SH120	
	THN2263JDCVW	25.4	13.4	14.0	5.5	10.1	34	1SQC920061D0201	
	THN3361J	13.3	9.4	10.1	5.4	10.0	16	10103091SH110	
	THN3361JVW	13.3	9.4	10.1	6.4	10.0	16	1SQC920061D0201	
	THN3361JCL	13.3	9.4	10.1	5.4	10.0	22	10103091SH110	
	THN3361JW	13.3	9.4	10.1	5.4	10.0	16	10103091SH110	
	THN3362J	19.3	9.4	10.1	5.7	10.2	21	10103091SH110	
	THN3362JVW	19.3	9.4	10.1	6.7	10.2	21	1SQC920061D0201	
	THN3362JCH	19.3	9.4	9.8	5.7	10.3	21	10103091SH132	
	THN3362JW	19.3	9.4	10.1	5.7	10.2	21	10103091SH110	
	THN3363J	25.4	13.4	14.0	5.0	10.1	34	10103091SH120	
	THN3363JVW	25.4	13.4	14.0	5.5	10.1	34	1SQC920061D0201	
	THN3363JCL	25.4	13.4	14.0	5.0	10.1	33	10103091SH120	
	THN3363JW	25.4	13.4	14.0	5.0	10.1	33	10103091SH120	
	THN3364J	35.1	14.5	15.1	5.0	10.1	47	10103091SH120	
	THN3364JVW	35.1	14.5	15.1	5.5	10.1	47	1SQC920061D0201	
	THN3364JW	35.1	14.5	15.1	5.0	10.1	47	10103091SH120	
	THN3365J	48.0	24.5	25.6	7.9	14.5	110	10103091SH124	
	THN3366J	48.0	24.5	25.6	7.9	14.5	125	10103091SH124	

Safety switch enclosure dimensions

Heavy duty, NEMA type 3R, 5, 12 and type 12 drip/dust-tight

Heavy duty, NEMA type 3R, 5, 12
Approximate dimensions in inches

Diagram	Product number	Dimension H	Dimension W (box)	Dimension W2 (w/handle)	Dimension D (box)	Dimension D2 (w/handle)	Weight (lbs.)	Drawing #	KO figure number
	TH3361JR	13.3	9.4	10.1	5.4	10.0	17	10103091SH110	20
	TH3361JRVW	13.3	9.4	10.1	5.9	10.0	17	15QC920062D0201	
	TH3362JR	19.3	9.4	10.1	5.7	10.2	23	10103091SH132	
	TH3362JRVW	19.3	9.4	10.1	6.2	10.2	23	15QC920063D0201	
	TH3363JR	25.4	13.4	14.0	5.0	10.1	38	10103091SH120	
	TH3363JRVW	25.4	13.4	14.0	5.5	10.1	38	15QC920063D0201	
	TH3364JR	35.1	14.5	15.1	5.0	10.1	49	10103091SH120	
	TH3364JRVW	35.1	14.5	15.1	5.5	10.1	49	15QC920063D0201	
	TH3365JR	59.5	24.5	25.6	7.9	14.5	197	10103091SH124	
	TH3366JR	59.5	24.5	25.6	7.9	14.5	212	10103091SH124	

Heavy duty, NEMA type 12 drip/dust-tight
Approximate dimensions in inches

Diagram	Product number	Dimension H	Dimension W (box)	Dimension W2 (w/handle)	Dimension D (box)	Dimension D2 (w/handle)	Weight (lbs.)	Drawing #	KO figure number
	TH3325M	59.4	24.5	25.6	7.9	14.4	193	10103091SH130	No KO
	TH3326M	59.4	24.5	25.6	7.9	14.4	200	10103091SH130	
	TH3365M	59.4	24.5	25.6	7.9	14.4	206	10103091SH130	
	TH3366M	59.4	24.5	25.6	7.9	14.4	211	10103091SH130	
	THN3365M	47.9	24.5	25.6	7.9	14.4	110	10103091SH130	
	THN3366M	47.9	24.5	25.6	7.9	14.4	110	10103091SH130	
	THF3225AJ	58.57	26.1	26.64	9.13	13.2	172	15QC920069D0201	
	THF4325AJ	58.57	26.1	26.64	9.13	13.2	178	15QC920069D0201	
	THF3365AJ	58.57	26.1	26.64	9.13	13.2	178	15QC920069D0201	
	THN3365AJ	58.57	26.1	26.64	9.13	13.2	173	15QC920069D0201	
	THF3226AJ	58.57	26.1	26.64	9.13	13.2	176	15QC920069D0201	
	THF4326AJ	58.57	26.1	26.64	9.13	13.2	184	15QC920069D0201	
	THF3366AJ	58.57	26.1	26.64	9.13	13.2	184	15QC920069D0201	
	THN3366AJ	58.57	26.1	26.64	9.13	13.2	174	15QC920069D0201	

Safety switch enclosure dimensions

Heavy duty, type 3R/12 with drip holes

Heavy duty, type 3R/12 with drip holes
Approximate dimensions in inches

Diagram	Product number	Dimension H	Dimension W (box)	Dimension W2 (w/handle)	Dimension D (box)	Dimension D2 (w/handle)	Weight (lbs.)	Drawing #	KO figure number
	THF3365AD	58.57	26.1	26.64	9.13	13.2	178	15QC920070D0201	No KO
	THF3366AD	58.57	26.1	26.64	9.13	13.2	184	15QC920070D0201	

Safety switch enclosure dimensions

Double throw, NEMA type 1 TC, type 3R TC

Double throw, NEMA type 1 TC

Approximate dimensions in inches

Diagram	Product number	Dimension H	Dimension W (box)	Dimension W2 (w/handle)	Dimension D (box)	Dimension D2 (w/handle)	Weight (lbs.)	Drawing #	KO figure number
	TC35321	15.8	10.4	12.0	5.2	8.7	14	10103091SH115	7
	TC35322	18.8	11.4	13.0	6.3	9.3	19	10103091SH115	7
	TC35323	22.4	14.5	16.0	7.9	14.5	34	10103091SH117	9
	TC35324	30.2	17.9	19.5	8.9	11.9	54	10103091SH117	10
	TC35325	34.3	24.5	26.7	10.3	17.1	83	10103091SH122	10
	TC35326	44.4	23.5	25.6	11.3	17.5	140	10103091SH122	12
	TC35327	63.8	27.0	27.8	8.9	14.1	175	10103091SH143	No KO
	TC35327N	63.8	27.0	27.8	8.9	14.1	175	10103091SH143	
	TC35328	78.1	42.6	43.8	20.5	29.6	471	10103091SH145	
	TC35361	25.0	12.0	12.8	6.0	11.2	44	10103091SH185	
	TC35362	18.8	11.4	13.0	6.3	9.3	21	10103091SH115	7
	TC35363	22.4	14.5	16.0	7.9	14.5	38	10103091SH117	9
	TC35364	30.2	17.9	19.5	8.9	11.9	62	10103091SH117	10
	TC35365	34.3	20.4	22.6	10.3	17.1	89	10103091SH122	10
	TC35366	44.4	23.5	25.6	11.3	17.5	140	10103091SH122	12
	TC35367	63.8	27.0	27.8	8.9	14.1	175	10103091SH143	No KO
	TC35367N	63.8	27.0	27.8	8.9	14.1	175	10103091SH143	
	TC35368	78.1	42.6	43.8	20.5	29.6	471	10103091SH145	

Double throw, NEMA type 3R TC

Approximate dimensions in inches

Diagram	Product number	Dimension H	Dimension W (box)	Dimension W2 (w/handle)	Dimension D (box)	Dimension D2 (w/handle)	Weight (lbs.)	Drawing #	KO figure number
	TC10323R	15.1	7.2	8.2	5.2	8.5	10	10103091SH131	15
	TC10324R	30.2	13.3	16.8	8.5	12.1	38	10103091SH131	13
	TC10424R	30.2	13.3	16.8	8.5	12.1	38	10103091SH131	13
	TC35321R	19.8	10.4	12.3	5.2	10.3	14	10103091SH126	No KO
	TC35322R	20.8	11.4	13.3	6.3	11.4	19	10103091SH126	
	TC35323R	22.9	14.4	16.6	7.9	14.5	35	10103091SH125	
	TC35324R	30.6	17.9	19.6	8.9	1.9	54	10103091SH125	
	TC35325R	34.8	24.4	27.3	10.3	17.3	98	10103091SH143	
	TC35326R	63.8	23.7	24.5	8.9	14.1	175	10103091SH143	
	TC35327R	63.8	27.0	27.8	8.9	14.1	175	10103091SH143	
	TC35327RN	63.8	27.0	27.8	8.9	14.1	175	10103091SH143	
	TC35328R	78.1	42.6	43.8	20.5	29.6	473	10103091SH145	
	TC35361R	25.0	12.0	12.8	6.0	11.2	44	10103091SH185	
	TC35362R	20.8	11.4	13.3	6.3	11.4	21	10103091SH126	
	TC35363R	22.9	14.4	16.6	7.9	14.5	39	10103091SH125	
	TC35364R	30.6	17.9	19.6	8.9	1.9	62	10103091SH125	
	TC35365R	54.3	22.7	23.5	7.3	12.5	140	10103091SH143	
	TC35366R	63.8	23.7	24.5	8.9	14.1	175	10103091SH143	
TC35367R	63.8	27.0	27.8	8.9	14.1	175	10103091SH143		
TC35367RN	63.8	27.0	27.8	8.9	14.1	175	10103091SH143		
TC35368R	78.1	42.6	43.8	20.5	29.6	473	10103091SH145		

Safety switch enclosure dimensions

Double throw, NEMA type 1 TDT, type 3R TDT

Double throw, NEMA type 1 TDT

Approximate dimensions in inches

Diagram	Product number	Dimension H	Dimension W (box)	Dimension W2 (w/handle)	Dimension D (box)	Dimension D2 (w/handle)	Weight (lbs.)	Drawing #	KO figure number
	TDT3321	37.0	12.0	12.8	8.3	11.2	47	10103091SH137	No KO
	TDT3322	37.0	12.0	12.8	8.3	11.2	43	10103091SH137	
	TDT3323	37.0	12.0	12.8	8.3	11.2	48	10103091SH137	
	TDT3324	51.4	19.2	19.9	6.1	11.3	159	10103091SH138	
	TDT3325	74.7	25.3	26.2	8.9	14.1	163	10103091SH139	
	TDT3326	86.1	27.4	28.3	8.9	14.1	341	10103091SH139	
	TDT3327	58.9	28.1	29.3	20.5	25.6	275	10103091SH147	
	TDT3328	78.1	42.6	43.8	20.5	29.6	501	10103091SH146	
	TDT3361	37.0	12.0	12.8	8.3	11.2	42	10103091SH137	
	TDT3362	37.0	12.0	12.8	8.3	11.2	43	10103091SH137	
	TDT3363	37.0	12.0	12.8	8.3	11.2	62	10103091SH137	
	TDT3364	51.4	27.6	28.6	8.8	16.2	102	10103091SH138	
	TDT3365	74.7	25.3	26.2	8.9	14.1	274	10103091SH139	
	TDT3366	58.9	28.1	29.3	20.5	25.6	278	10103091SH144	
	TDT3367	58.9	28.1	29.3	20.5	25.6	278	10103091SH145	
	TDT3368	78.1	42.6	43.8	20.5	29.6	501	10103091SH146	

Double throw, NEMA type 3R TDT

Approximate dimensions in inches

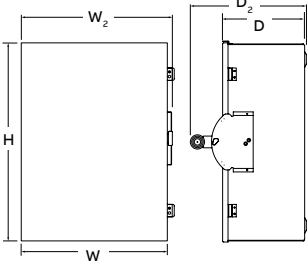
Diagram	Product number	Dimension H	Dimension W (box)	Dimension W2 (w/handle)	Dimension D (box)	Dimension D2 (w/handle)	Weight (lbs.)	Drawing #	KO figure number
	TDT3321R	37.0	12.0	12.8	8.3	11.2	47	10103091SH137	No KO
	TDT3322R	37.0	12.0	12.8	8.3	11.2	47	10103091SH137	
	TDT3323R	37.0	12.0	12.8	8.3	11.2	62	10103091SH137	
	TDT3324R	51.4	27.6	28.6	8.8	16.2	159	10103091SH138	
	TDT3325R	74.8	26.3	24.5	8.8	14.1	230	10103091SH143	
	TDT3326R	58.9	28.1	29.3	20.5	25.6	320	10103091SH144	
	TDT3327R	58.9	28.1	29.3	20.5	25.6	276	10103091SH147	
	TDT3328R	78.1	42.6	43.8	20.5	29.6	503	10103091SH146	
	TDT3361R	37.0	12.0	12.8	6.0	11.9	44	10103091SH185	
	TDT3362R	37.0	12.0	12.8	6.0	11.9	44	10103091SH185	
	TDT3363R	37.0	12.0	12.8	8.3	11.2	49	10103091SH137	
	TDT3364R	51.4	27.6	28.6	8.8	16.2	160	10103091SH138	
	TDT3365R	74.8	26.3	24.5	8.8	14.1	230	10103091SH143	
	TDT3366R	58.9	28.1	29.3	20.5	25.6	278	10103091SH144	
	TDT3367R	58.9	28.1	29.3	20.5	25.6	278	10103091SH147	
	TDT3368R	78.1	42.6	43.8	20.5	29.6	503	10103091SH146	

Safety switch enclosure dimensions

Double throw, NEMA type 4X (304 stainless) TC, TDT

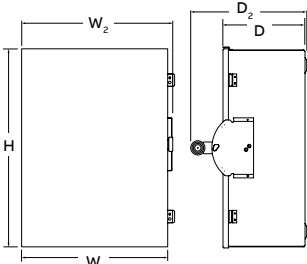
Double throw, NEMA type 4X (304 stainless) TC

Approximate dimensions in inches

Diagram	Product number	Dimension H	Dimension W (box)	Dimension W2 (w/handle)	Dimension D (box)	Dimension D2 (w/handle)	Weight (lbs.)	Drawing #	KO figure number
	TC35361SS	25.7	11.9	12.7	5.5	11.4	60	10103091SH150	No KO
	TC35362SS	25.7	11.9	12.7	5.5	11.4	60	10103091SH150	
	TC35363SS	25.7	11.9	12.7	5.5	11.4	60	10103091SH150	
	TC35364SS	39.8	19.6	20.3	6.5	11.7	105	10103091SH186	
	TC35365SS	37.9	19.6	20.3	6.5	14.1	185	10103091SH149	
	TC35366SS	65.7	24.1	25.3	9.0	14.1	195	10103091SH188	
	TC35367SS	65.7	27.4	28.4	9.0	14.1	230	10103091SH187	

Double throw, NEMA type 4X (304 stainless) TDT

Approximate dimensions in inches

Diagram	Product number	Dimension H	Dimension W (box)	Dimension W2 (w/handle)	Dimension D (box)	Dimension D2 (w/handle)	Weight (lbs.)	Drawing #	KO figure number
	TDT3361SS	38.8	12.0	12.8	5.5	11.4	45	10103091SH148	No KO
	TDT3362SS	38.8	12.0	12.8	5.5	11.4	45	10103091SH148	
	TDT3363SS	38.8	12.0	12.8	5.5	11.4	45	10103091SH148	
	TDT3364SS	53.3	19.6	20.3	6.5	14.1	100	10103091SH142	
	TDT3365SS	37.9	19.6	20.3	6.5	14.1	260	10103091SH149	

Safety switch enclosure dimensions

Double throw, TDN type 1, TDN type 3R

Double throw, TDN type 1

Approximate dimensions in inches

Diagram	Product number	Dimension H	Dimension W (box)	Dimension W2 (w/handle)	Dimension D (box)	Dimension D2 (w/handle)	Weight (lbs.)	Drawing #	KO figure number
	TDN3325A1	36.3	22.7	25.34	13.5	16.7	65.15	15QC920073D0201	No KO
	TDN3365A1	36.3	22.7	25.34	13.5	16.7	65.15	15QC920073D0201	

Double throw, TDN type 3R

Approximate dimensions in inches

Diagram	Product number	Dimension H	Dimension W (box)	Dimension W2 (w/handle)	Dimension D (box)	Dimension D2 (w/handle)	Weight (lbs.)	Drawing #	KO figure number
	TDN3325AR	36.5	24.1	25.8	14.5	16.8	66	15QC920075D0201	No KO
	TDN3365AR	36.5	24.1	25.8	14.5	16.8	66	15QC920075D0201	

—
10

Knockouts

Safety switch knockouts

Dimensions — Knockouts

Symbol	A	B	C	D	E	F	G	H	J	K	L	M	N
Conduit size (inches)	3/32	1/2	1/2	1/2	1/2	1/2	3/4	3/4	1	1	2	2	2 1/2
	-	-	3/4	3/4	3/4	3/4	1	1	1 1/4	1 1/2	2 1/2	2 1/2	3
	-	-	-	1	1	1	-	1 1/4	1 1/2	2	3	3	-
	-	-	-	-	1 1/4	1 1/2	-	1 1/2	2	2 1/2	-	3 1/2	-

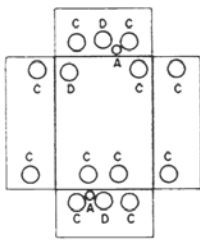


Figure 1

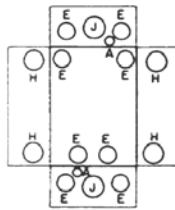


Figure 2

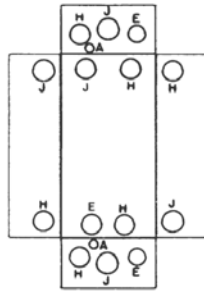


Figure 3

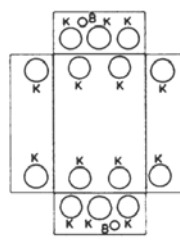


Figure 4

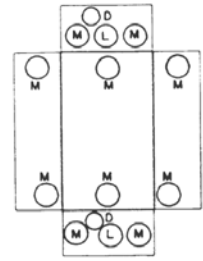


Figure 5

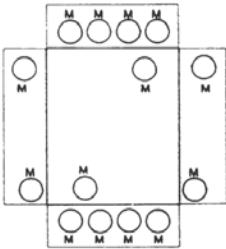


Figure 6

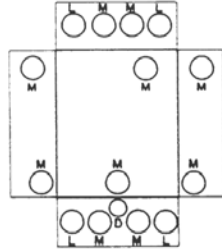


Figure 7

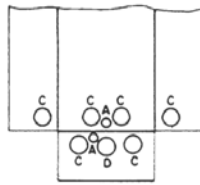


Figure 8

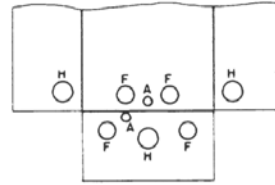


Figure 9

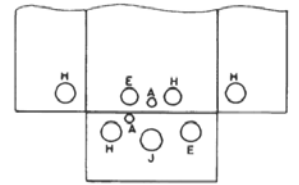


Figure 10

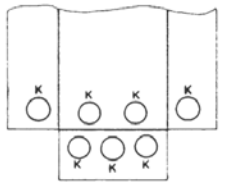


Figure 11

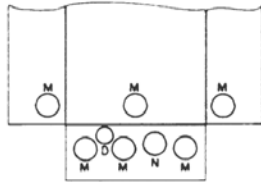


Figure 12

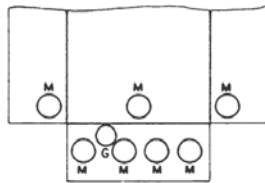


Figure 13

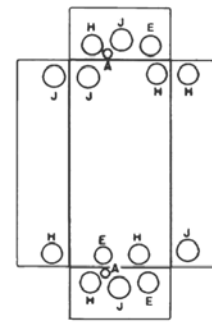


Figure 14

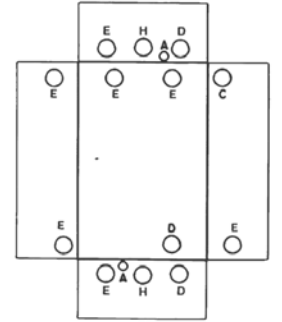


Figure 15

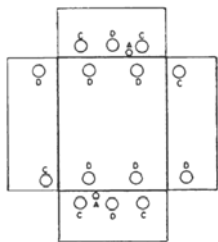


Figure 16

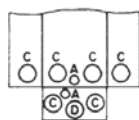


Figure 17

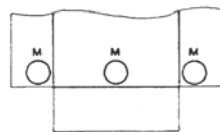


Figure 18

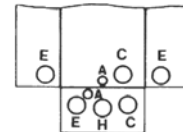


Figure 19

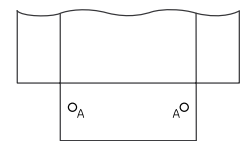


Figure 20



—

US

ABB Inc.

305 Gregson Drive
Cary, NC 27511

electrification.us.abb.com

—
We reserve the right to make technical changes or modify the contents of this document without prior notice. With regard to purchase orders, the agreed particulars shall prevail. ABB Inc. does not accept any responsibility whatsoever for potential errors or possible lack of information in this document.

We reserve all rights in this document and in the subject matter and illustrations contained therein. Any reproduction or utilization of its contents – in whole or in parts – is forbidden without prior written consent of ABB Inc. © 2025 ABB
All rights reserved